

NATIONAL EXAMINATIONS DECEMBER 2013

04-BS-2

PROBABILITY AND STATISTICS

2 HOURS DURATION

NOTES:

1. If doubt exists as to the interpretation of any question, the candidate is urged to submit with the answer paper a clear statement of any assumption made.
2. "Closed Book" – no-aids other than
 - (i) A Casio or Sharp approved calculator
 - (ii) ONE hand-written information sheet (8.5"x11"), filled on both sides.
3. Any 5 questions constitute a complete paper. Only 5 questions will be marked.
4. All questions are of equal value.
5. Statistical tables of the normal, t, chi-square and F distributions are provided.
6. Questions involving hypothesis testing must be clearly formulated.

Marking Scheme

1. (a) 5 marks (b) 5 marks (c) 5 marks (d) 5 marks
2. (a) 5 marks (b) 5 marks (c) 5 marks (d) 5 marks
3. (A) (a) 5 marks (b) 5 marks ; (B) (a) 5 marks (b) 5 marks
4. (a) 5 marks (b) 5 marks (c) 5 marks (d) 5 marks
5. (a) 7 marks (b) 7 marks (c) 6 marks
6. (A) (a) 5 marks (b) 5 marks ; (B) (a) 5 marks (b) 5 marks
7. (a) 10 marks (b) 10 marks
8. 20 marks

1. A review of the extensive data available in the computer files of EMMS (Efficient Microbus Maintenance Services) revealed that the useful lifetime Y of a mechanical component widely used by its maintenance department is a normally distributed random variable with mean and standard deviation equal to 50,000.0 km and 4,000.0 km respectively.

- (a) Suppose that a component is randomly selected from the stock available in the warehouse. What is the probability that the lifetime Y of this component will exceed 55,000.0 km? Write down the probability density function of Y . Then draw the probability density function of Y , neatly and clearly, and indicate the area that corresponds to this probability.
- (b) Compute (i) the lower quartile and (ii) upper decile of the useful lifetime of a randomly selected component. For each case draw, clearly and neatly, the probability density function of Y and indicate the area that corresponds to the probability that you arrived at.
- (c) Let M represent the mean lifetime of a random sample of 64 components. (i) Find the mean and standard deviation of the probability distribution of M . (ii) Write down the probability density function of M . (iii) Draw, neatly and clearly, the probability density function of Y and M on the same diagram. (iv) Compute the probability that M differs from the mean by less than 300.0 hours.
- (d) Let T be the sum of the useful lifetime of a random sample of nine components. Find $E(T)$ and $\text{Var}(T)$. Then compute the probability that T exceeds 444,000.0 km. Draw the probability density function of T and indicate the area that corresponds to this probability.

2. An analysis of the data available reveals that the number of calls handled by an internet service provider during a ten-hour working day follows the Poisson law with an average of 3.6 calls per hour.

- (a) What is the probability that more than three calls are handled on a randomly selected working hour?
- (b) Compute the probability that more than six but fewer than ten calls are handled on any two-hour period.
- (c) Use an appropriate approximation to compute the probability that more than 160 calls are handled in a week. (Note: A week has 50 working hours)
- (d) Compute the probability that three calls are handled on a given working hour while five calls are handled during the following working hour. Explain, briefly and clearly, the thinking behind your computation.

3. (A) The extensive data files of the personnel officer of Arctic Hydro, a large provider of electric power, reveal that 60% of the candidates who apply for a technical job pass the rigorous tests administered by her office.

(a) Find the probability that in a random sample of fourteen candidates more than four but fewer than eight pass the tests.

(b) On 18 February 2013 twelve candidates applied for a technical job. What is the probability that more than eight will pass the tests administered by the personnel officer?

3. (B) The Chemistry Department of a world famous university receives a lot of sixteen nitrogen tanks from its current supplier. Unknown to the manager of the laboratories of this department four tanks of the lot are substandard.

(a) The manager randomly selects five tanks and sends them to the main laboratory of the department. What is the probability that at most two are substandard?

(b) Let X denote the number of substandard tanks in a random sample of five tanks. Find the probability distribution of X . Then compute $E(X)$.

4. Information gathered by the chief statistician of Major Motors Corporation revealed that 25% of the customers who bought a car from the company held a university degree (U), 30% held a community college diploma (C), 25% held only a high-school diploma (H) while the remaining 20% had not finished high-school (R). The information also revealed that 3% of the customers from group U were dissatisfied with the car they bought, while the corresponding numbers for groups C, H and R were 4%, 2% and 3% respectively.

(a) Let X denote the event "customer who bought a car from Major Motors Corporation is satisfied". Also let X' denote the complement of X . Draw a neat tree diagram indicating all the relevant probabilities using the symbols U, C, H, R, X and X' .

(b) Compute the following probabilities:

(i) $\Pr(X)$; (ii) $\Pr(H \cap X)$; (iii) $\Pr(U \cap X')$

(c) Assume that the file of a Major Motors Corporation customer is randomly selected from the entire list of customers. If the file reveals that this customer was dissatisfied what is the probability that this customer came from group C?

(d) Assume now that ten files were randomly selected from the entire list of customers. What is the probability that fewer than two were dissatisfied?

5. Fourteen measurements of the bicarbonates (CO_3H) content X of the bottled water sold by Smart Healthy Shoppers, a chain of drugstores, yielded the following information (Note: X is in mg/L)

$$\sum X = 4,956.0 \qquad \sum X^2 = 1,754,476.0$$

- (a) Find the 99% confidence limits of (i) the true mean and (ii) the true standard deviation of the probability distribution of X . Assume that X is a normally distributed random variable.
- (b) Test the hypothesis that the mean value of the probability distribution of X is not significantly different from 350.0mg/L. Let $\alpha = 0.05$.
- (c) Test the hypothesis that the true standard deviation of the probability distribution of X is not significantly different from 3.2 mg/L. Let $\alpha = 0.05$.

6. (A) A sample of 1,800 members, randomly selected from the files of a large professional organisation, revealed that 1,450 were happy with their job.

- (a) Test the hypothesis that the true proportion of members who are happy with their job is not significantly different from 0.85. Let $\alpha = 0.05$.
- (b) How large should the sample be if we wish to know the true proportion of professionals who are happy with their job with an error of 0.01 and 99% confidence?

6. (B) The mean and standard deviation of the salary of the random sample of the 1,800 members of the professional organisation mentioned in (A) are \$275,000 and \$45,000 respectively.

- (a) The financial officer of this organisation claims that the true mean salary of its members is not significantly different from \$260,000. Do the data available support this claim? Let $\alpha=0.05$.
- (b) How large should the sample be if we wish to know the true mean salary with an error of \$1,000 and 0.99 confidence?

7. Professor Boldwilly, a respected professor of Mechanical Engineering, was hired by Arctic Exploration to test the lifetime of two equally priced drills used in the exploration of deep water wells. The results of these tests were as follows:

| | Make A | Make B |
|-----------------------------------|-------------|-------------|
| Sample size | $n_A = 8$ | $n_B = 9$ |
| Sample Mean (hours) | $m_A = 725$ | $m_B = 739$ |
| Sample Standard deviation (hours) | $s_A = 26$ | $s_B = 35$ |

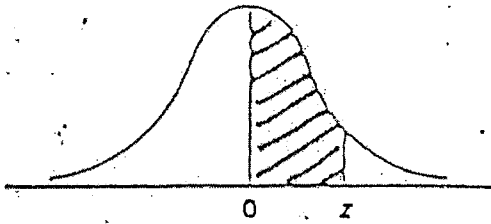
- (a) Test the hypothesis that the variability of the lifetime of drills of Make A is not significantly different from that of Make B. Let $\alpha=0.05$. State any assumptions you need to make.
- (b) Test the hypothesis that the mean lifetime of drills of Make A is not significantly different from that of Make B. Let $\alpha = 0.05$.

8. XYZ Corporation, a manufacturer of electric shavers, has four assembly lines. Data collected by the quality control division on a given week yielded the following information:

| | Assembly Line A | Assembly Line B | Assembly Line C | Assembly Line D |
|-----------------------------|-----------------|-----------------|-----------------|-----------------|
| Number of Units Produced | 12,000 | 11,500 | 12,600 | 11,900 |
| Number of Substandard Units | 500 | 435 | 574 | 591 |

(a) Use an appropriate method to test the hypothesis that the proportion of substandard units is the same for all the production lines. Let $\alpha = 0.05$.

NORMAL DISTRIBUTION TABLE



$$F(z) = \frac{1}{\sqrt{2\pi}} \int_0^z e^{-t^2/2} dt$$

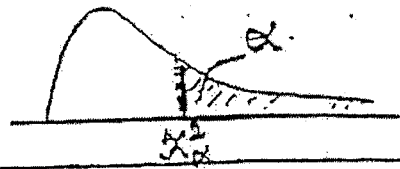
| z | .00 | .01 | .02 | .03 | .04 | .05 | .06 | .07 | .08 | .09 |
|-----|-------|-------|-------|-------|-------|-------|-------|-------|-------|-------|
| 0.0 | .0000 | .0040 | .0080 | .0120 | .0160 | .0199 | .0239 | .0279 | .0319 | .0359 |
| 0.1 | .0398 | .0438 | .0478 | .0517 | .0557 | .0596 | .0636 | .0675 | .0714 | .0753 |
| 0.2 | .0793 | .0832 | .0871 | .0910 | .0948 | .0987 | .1026 | .1064 | .1103 | .1141 |
| 0.3 | .1179 | .1217 | .1255 | .1293 | .1331 | .1368 | .1406 | .1443 | .1480 | .1517 |
| 0.4 | .1554 | .1591 | .1628 | .1664 | .1700 | .1736 | .1772 | .1808 | .1844 | .1879 |
| 0.5 | .1915 | .1950 | .1985 | .2019 | .2054 | .2088 | .2123 | .2157 | .2190 | .2224 |
| 0.6 | .2257 | .2291 | .2324 | .2357 | .2389 | .2422 | .2454 | .2486 | .2517 | .2549 |
| 0.7 | .2580 | .2611 | .2642 | .2673 | .2704 | .2734 | .2764 | .2794 | .2823 | .2852 |
| 0.8 | .2881 | .2910 | .2939 | .2957 | .2995 | .3023 | .3051 | .3078 | .3106 | .3133 |
| 0.9 | .3159 | .3186 | .3212 | .3238 | .3264 | .3299 | .3315 | .3340 | .3365 | .3389 |
| 1.0 | .3413 | .3438 | .3461 | .3485 | .3508 | .3531 | .3554 | .3577 | .3599 | .3621 |
| 1.1 | .3643 | .3665 | .3686 | .3708 | .3729 | .3749 | .3770 | .3790 | .3810 | .3830 |
| 1.2 | .3849 | .3869 | .3889 | .3907 | .3925 | .3944 | .3962 | .3980 | .3997 | .4015 |
| 1.3 | .4032 | .4049 | .4066 | .4082 | .4099 | .4115 | .4131 | .4147 | .4162 | .4177 |
| 1.4 | .4192 | .4207 | .4222 | .4236 | .4251 | .4255 | .4279 | .4292 | .4306 | .4319 |
| 1.5 | .4332 | .4345 | .4357 | .4370 | .4382 | .4394 | .4405 | .4418 | .4429 | .4441 |
| 1.6 | .4452 | .4463 | .4474 | .4484 | .4495 | .4505 | .4515 | .4525 | .4535 | .4545 |
| 1.7 | .4554 | .4564 | .4573 | .4582 | .4591 | .4599 | .4608 | .4616 | .4625 | .4633 |
| 1.8 | .4641 | .4649 | .4656 | .4664 | .4671 | .4678 | .4686 | .4693 | .4699 | .4706 |
| 1.9 | .4713 | .4719 | .4726 | .4732 | .4738 | .4744 | .4750 | .4756 | .4761 | .4767 |
| 2.0 | .4772 | .4778 | .4783 | .4788 | .4793 | .4798 | .4803 | .4808 | .4812 | .4817 |
| 2.1 | .4821 | .4826 | .4830 | .4834 | .4838 | .4842 | .4846 | .4850 | .4854 | .4857 |
| 2.2 | .4861 | .4864 | .4868 | .4871 | .4875 | .4878 | .4881 | .4884 | .4887 | .4890 |
| 2.3 | .4893 | .4895 | .4898 | .4901 | .4904 | .4905 | .4909 | .4911 | .4913 | .4916 |
| 2.4 | .4918 | .4920 | .4922 | .4925 | .4927 | .4929 | .4931 | .4932 | .4934 | .4936 |
| 2.5 | .4938 | .4940 | .4941 | .4943 | .4945 | .4946 | .4948 | .4949 | .4951 | .4952 |
| 2.6 | .4953 | .4955 | .4956 | .4957 | .4959 | .4960 | .4961 | .4962 | .4963 | .4964 |
| 2.7 | .4965 | .4966 | .4967 | .4968 | .4969 | .4970 | .4971 | .4972 | .4973 | .4974 |
| 2.8 | .4974 | .4975 | .4976 | .4977 | .4977 | .4978 | .4979 | .4979 | .4980 | .4981 |
| 2.9 | .4981 | .4982 | .4982 | .4983 | .4984 | .4984 | .4985 | .4985 | .4986 | .4986 |
| 3.0 | .4987 | .4987 | .4987 | .4988 | .4988 | .4989 | .4989 | .4989 | .4990 | .4990 |

t - DISTRIBUTION



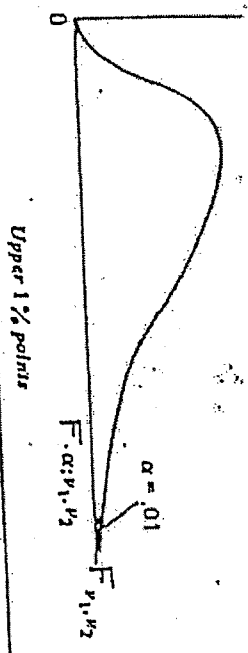
| v | $\alpha = 0.100$ | $\alpha = 0.050$ | $\alpha = 0.025$ | $\alpha = 0.010$ | $\alpha = 0.005$ | v |
|------|------------------|------------------|------------------|------------------|------------------|------|
| 1 | 1.072 | 6.314 | 12.706 | 31.821 | 63.657 | 1 |
| 2 | 1.886 | 2.920 | 4.303 | 6.965 | 9.925 | 2 |
| 3 | 1.538 | 2.353 | 3.182 | 4.541 | 5.841 | 3 |
| 4 | 1.523 | 2.132 | 2.776 | 3.747 | 4.604 | 4 |
| 5 | 1.476 | 2.015 | 2.571 | 3.365 | 4.032 | 5 |
| 6 | 1.440 | 1.943 | 2.447 | 3.143 | 3.707 | 6 |
| 7 | 1.415 | 1.895 | 2.365 | 2.998 | 3.499 | 7 |
| 8 | 1.397 | 1.860 | 2.306 | 2.896 | 3.355 | 8 |
| 9 | 1.383 | 1.833 | 2.262 | 2.821 | 3.250 | 9 |
| 10 | 1.372 | 1.812 | 2.228 | 2.764 | 3.169 | 10 |
| 11 | 1.363 | 1.796 | 2.201 | 2.718 | 3.106 | 11 |
| 12 | 1.356 | 1.782 | 2.179 | 2.681 | 3.055 | 12 |
| 13 | 1.350 | 1.771 | 2.160 | 2.650 | 3.012 | 13 |
| 14 | 1.345 | 1.761 | 2.145 | 2.624 | 2.977 | 14 |
| 15 | 1.341 | 1.753 | 2.131 | 2.602 | 2.947 | 15 |
| 16 | 1.337 | 1.746 | 2.120 | 2.583 | 2.921 | 16 |
| 17 | 1.333 | 1.740 | 2.110 | 2.567 | 2.898 | 17 |
| 18 | 1.330 | 1.734 | 2.101 | 2.552 | 2.878 | 18 |
| 19 | 1.328 | 1.729 | 2.093 | 2.539 | 2.861 | 19 |
| 20 | 1.325 | 1.725 | 2.086 | 2.528 | 2.845 | 20 |
| 21 | 1.323 | 1.721 | 2.080 | 2.518 | 2.831 | 21 |
| 22 | 1.321 | 1.717 | 2.074 | 2.508 | 2.819 | 22 |
| 23 | 1.319 | 1.714 | 2.069 | 2.500 | 2.807 | 23 |
| 24 | 1.318 | 1.711 | 2.064 | 2.492 | 2.797 | 24 |
| 25 | 1.316 | 1.708 | 2.060 | 2.485 | 2.787 | 25 |
| 26 | 1.315 | 1.706 | 2.056 | 2.479 | 2.779 | 26 |
| 27 | 1.314 | 1.703 | 2.052 | 2.473 | 2.771 | 27 |
| 28 | 1.313 | 1.701 | 2.048 | 2.467 | 2.763 | 28 |
| 29 | 1.311 | 1.699 | 2.045 | 2.462 | 2.756 | 29 |
| inf. | 1.282 | 1.645 | 1.950 | 2.326 | 2.576 | inf. |

THE CHI-SQUARE DISTRIBUTION




| Probability that chi-square value will be exceeded | | | | | | | | |
|--|-------|-------|-------|-------|--------|--------|--------|--------|
| | .995 | .990 | .975 | .950 | .050 | .025 | .010 | .005 |
| 1 | --- | --- | --- | .004 | 3.84 | 5.02 | 6.63 | 7.88 |
| 2 | .01 | .02 | .05 | .10 | 5.99 | 7.38 | 9.21 | 10.60 |
| 3 | .07 | .11 | .22 | .35 | 7.81 | 9.35 | 11.34 | 12.84 |
| 4 | .21 | .30 | .48 | .71 | 9.49 | 11.14 | 13.28 | 14.86 |
| 5 | .41 | .55 | .83 | 1.15 | 11.07 | 12.83 | 15.09 | 16.75 |
| 6 | .58 | .87 | 1.24 | 1.64 | 12.59 | 14.45 | 16.81 | 18.55 |
| 7 | .99 | 1.24 | 1.69 | 2.17 | 14.07 | 16.01 | 18.48 | 20.28 |
| 8 | 1.34 | 1.65 | 2.18 | 2.73 | 15.51 | 17.53 | 20.09 | 21.96 |
| 9 | 1.73 | 2.09 | 2.70 | 3.33 | 16.92 | 19.02 | 21.57 | 23.59 |
| 10 | 2.16 | 2.56 | 3.25 | 3.94 | 18.31 | 20.48 | 23.21 | 25.19 |
| 11 | 2.60 | 3.05 | 3.82 | 4.57 | 19.68 | 21.92 | 24.72 | 26.76 |
| 12 | 3.07 | 3.57 | 4.40 | 5.23 | 21.03 | 23.34 | 26.22 | 28.30 |
| 13 | 3.57 | 4.11 | 5.01 | 5.89 | 22.36 | 24.74 | 27.69 | 29.82 |
| 14 | 4.07 | 4.66 | 5.53 | 6.57 | 23.68 | 26.12 | 29.14 | 31.32 |
| 15 | 4.60 | 5.23 | 6.26 | 7.26 | 25.00 | 27.49 | 30.58 | 32.80 |
| 16 | 5.14 | 5.81 | 6.91 | 7.96 | 26.30 | 28.85 | 32.00 | 34.27 |
| 17 | 5.70 | 6.41 | 7.56 | 8.67 | 27.59 | 30.19 | 33.41 | 35.72 |
| 18 | 6.26 | 7.01 | 8.23 | 9.39 | 28.87 | 31.53 | 34.81 | 37.16 |
| 19 | 6.84 | 7.63 | 8.91 | 10.12 | 30.14 | 32.85 | 36.19 | 38.58 |
| 20 | 7.43 | 8.26 | 9.59 | 10.85 | 31.41 | 34.17 | 37.57 | 40.00 |
| 21 | 8.03 | 8.90 | 10.28 | 11.59 | 32.67 | 35.48 | 38.93 | 41.40 |
| 22 | 8.64 | 9.54 | 10.98 | 12.34 | 33.92 | 36.78 | 40.29 | 42.80 |
| 23 | 9.26 | 10.20 | 11.69 | 13.09 | 35.17 | 38.08 | 41.64 | 44.18 |
| 24 | 9.89 | 10.86 | 12.40 | 13.85 | 36.42 | 39.36 | 42.98 | 45.56 |
| 25 | 10.52 | 11.52 | 13.12 | 14.61 | 37.65 | 40.65 | 44.31 | 46.93 |
| 26 | 11.16 | 12.20 | 13.84 | 15.38 | 38.89 | 41.92 | 45.64 | 48.29 |
| 27 | 11.81 | 12.88 | 14.57 | 16.15 | 40.11 | 43.19 | 46.96 | 49.64 |
| 28 | 12.46 | 13.56 | 15.31 | 16.93 | 41.34 | 44.46 | 48.23 | 50.99 |
| 29 | 13.12 | 14.26 | 16.05 | 17.71 | 42.56 | 45.72 | 49.59 | 52.34 |
| 30 | 13.79 | 14.95 | 16.79 | 18.49 | 43.77 | 46.98 | 50.89 | 53.67 |
| 40 | 20.71 | 22.16 | 24.43 | 26.51 | 55.76 | 59.34 | 63.69 | 66.77 |
| 50 | 27.99 | 29.71 | 32.36 | 34.76 | 67.50 | 71.42 | 76.15 | 79.49 |
| 60 | 35.53 | 37.48 | 40.48 | 43.19 | 79.08 | 83.30 | 88.33 | 91.95 |
| 70 | 43.28 | 45.44 | 48.76 | 51.74 | 90.53 | 95.02 | 100.43 | 104.22 |
| 80 | 51.17 | 53.54 | 57.15 | 60.39 | 101.88 | 106.63 | 112.33 | 116.32 |
| 90 | 59.20 | 61.75 | 65.65 | 69.13 | 113.14 | 118.14 | 124.12 | 128.30 |
| 100 | 67.33 | 70.06 | 74.22 | 77.93 | 124.34 | 129.56 | 135.81 | 140.17 |

F - DISTRIBUTION



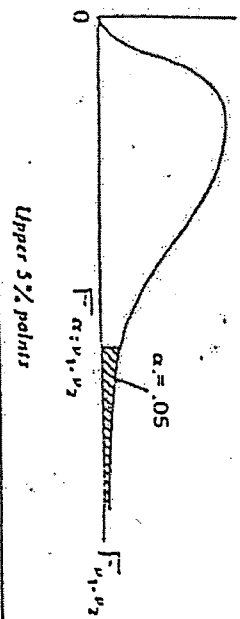
| v1 | 1 | 2 | 3 | 4 | 5 | 6 | 7 | 8 | 9 | 10 | 12 | 15 | 20 | 24 | 30 | 40 | 60 | 120 | ** |
|-----|-------|--------|-------|-------|-------|-------|-------|-------|-------|-------|-------|-------|-------|-------|-------|-------|-------|-------|-------|
| 1 | 4032 | 4999.5 | 5401 | 5625 | 5764 | 5859 | 5938 | 5982 | 6022 | 6056 | 6106 | 6157 | 6209 | 6235 | 6261 | 6287 | 6313 | 6339 | 6365 |
| 2 | 98.50 | 99.00 | 99.17 | 99.25 | 99.30 | 99.33 | 99.36 | 99.37 | 99.39 | 99.40 | 99.42 | 99.43 | 99.45 | 99.46 | 99.47 | 99.47 | 99.48 | 99.49 | 99.50 |
| 3 | 34.12 | 30.82 | 29.46 | 28.71 | 28.24 | 27.91 | 27.67 | 27.49 | 27.35 | 27.23 | 27.03 | 26.87 | 26.69 | 26.60 | 26.50 | 26.41 | 26.32 | 26.22 | 26.13 |
| 4 | 21.20 | 18.00 | 16.69 | 15.98 | 15.52 | 15.21 | 14.98 | 14.80 | 14.66 | 14.55 | 14.37 | 14.20 | 14.02 | 13.93 | 13.84 | 13.75 | 13.65 | 13.56 | 13.46 |
| 5 | 16.26 | 13.27 | 12.06 | 11.39 | 10.97 | 10.67 | 10.46 | 10.29 | 10.16 | 10.05 | 9.89 | 9.72 | 9.55 | 9.47 | 9.38 | 9.29 | 9.20 | 9.11 | 9.02 |
| 6 | 13.75 | 10.92 | 9.78 | 9.15 | 8.73 | 8.47 | 8.26 | 8.10 | 7.98 | 7.87 | 7.72 | 7.56 | 7.40 | 7.31 | 7.23 | 7.14 | 7.06 | 6.97 | 6.88 |
| 7 | 12.25 | 9.35 | 8.45 | 7.85 | 7.46 | 7.19 | 6.99 | 6.84 | 6.72 | 6.62 | 6.47 | 6.31 | 6.16 | 6.07 | 5.99 | 5.91 | 5.82 | 5.74 | 5.65 |
| 8 | 10.56 | 8.02 | 7.59 | 7.01 | 6.61 | 6.31 | 6.18 | 6.04 | 5.91 | 5.76 | 5.61 | 5.46 | 5.36 | 5.28 | 5.20 | 5.12 | 5.03 | 4.95 | 4.86 |
| 9 | 10.04 | 7.56 | 7.56 | 6.99 | 6.59 | 6.30 | 6.14 | 6.00 | 5.85 | 5.74 | 5.58 | 5.45 | 5.31 | 5.21 | 5.13 | 5.05 | 4.98 | 4.90 | 4.81 |
| 10 | 9.65 | 7.21 | 7.21 | 6.64 | 6.24 | 5.95 | 5.78 | 5.64 | 5.49 | 5.38 | 5.22 | 5.09 | 4.94 | 4.84 | 4.76 | 4.68 | 4.61 | 4.53 | 4.44 |
| 11 | 9.33 | 6.93 | 6.93 | 6.36 | 5.96 | 5.67 | 5.50 | 5.36 | 5.21 | 5.10 | 4.94 | 4.81 | 4.66 | 4.56 | 4.48 | 4.40 | 4.33 | 4.25 | 4.16 |
| 12 | 9.07 | 6.70 | 6.70 | 6.13 | 5.73 | 5.44 | 5.27 | 5.13 | 5.00 | 4.84 | 4.71 | 4.56 | 4.41 | 4.31 | 4.23 | 4.15 | 4.08 | 4.00 | 3.91 |
| 13 | 8.86 | 6.51 | 6.51 | 5.94 | 5.54 | 5.25 | 5.08 | 4.94 | 4.80 | 4.66 | 4.52 | 4.37 | 4.22 | 4.12 | 4.04 | 3.96 | 3.89 | 3.80 | 3.71 |
| 14 | 8.68 | 6.36 | 6.36 | 5.79 | 5.39 | 5.10 | 4.93 | 4.79 | 4.65 | 4.51 | 4.37 | 4.22 | 4.07 | 3.97 | 3.89 | 3.81 | 3.74 | 3.65 | 3.56 |
| 15 | 8.53 | 6.23 | 6.23 | 5.66 | 5.26 | 4.97 | 4.80 | 4.66 | 4.52 | 4.38 | 4.24 | 4.09 | 3.94 | 3.84 | 3.76 | 3.68 | 3.61 | 3.52 | 3.43 |
| 16 | 8.40 | 6.11 | 6.11 | 5.54 | 5.14 | 4.85 | 4.68 | 4.54 | 4.40 | 4.26 | 4.12 | 3.97 | 3.82 | 3.72 | 3.64 | 3.56 | 3.49 | 3.40 | 3.31 |
| 17 | 8.29 | 6.01 | 6.01 | 5.44 | 5.04 | 4.75 | 4.58 | 4.44 | 4.30 | 4.16 | 4.02 | 3.87 | 3.72 | 3.62 | 3.54 | 3.46 | 3.39 | 3.30 | 3.21 |
| 18 | 8.29 | 6.01 | 6.01 | 5.44 | 5.04 | 4.75 | 4.58 | 4.44 | 4.30 | 4.16 | 4.02 | 3.87 | 3.72 | 3.62 | 3.54 | 3.46 | 3.39 | 3.30 | 3.21 |
| 19 | 8.18 | 5.93 | 5.93 | 5.36 | 4.96 | 4.67 | 4.50 | 4.36 | 4.22 | 4.08 | 3.94 | 3.79 | 3.64 | 3.54 | 3.46 | 3.38 | 3.31 | 3.22 | 3.13 |
| 20 | 8.10 | 5.85 | 5.85 | 5.28 | 4.88 | 4.59 | 4.42 | 4.28 | 4.14 | 4.00 | 3.86 | 3.71 | 3.56 | 3.46 | 3.38 | 3.30 | 3.23 | 3.14 | 3.05 |
| 21 | 8.02 | 5.78 | 5.78 | 5.21 | 4.81 | 4.52 | 4.35 | 4.21 | 4.07 | 3.93 | 3.79 | 3.64 | 3.49 | 3.39 | 3.31 | 3.23 | 3.16 | 3.07 | 2.98 |
| 22 | 7.95 | 5.72 | 5.72 | 5.15 | 4.75 | 4.46 | 4.29 | 4.15 | 4.01 | 3.87 | 3.73 | 3.58 | 3.43 | 3.33 | 3.25 | 3.17 | 3.10 | 3.01 | 2.92 |
| 23 | 7.88 | 5.66 | 5.66 | 5.09 | 4.69 | 4.40 | 4.23 | 4.09 | 3.95 | 3.81 | 3.67 | 3.52 | 3.37 | 3.27 | 3.19 | 3.11 | 3.04 | 2.95 | 2.86 |
| 24 | 7.82 | 5.61 | 5.61 | 5.04 | 4.64 | 4.35 | 4.18 | 4.04 | 3.90 | 3.76 | 3.62 | 3.47 | 3.32 | 3.22 | 3.14 | 3.06 | 2.99 | 2.90 | 2.81 |
| 25 | 7.77 | 5.57 | 5.57 | 5.00 | 4.60 | 4.31 | 4.14 | 4.00 | 3.86 | 3.72 | 3.58 | 3.43 | 3.28 | 3.18 | 3.10 | 3.02 | 2.95 | 2.86 | 2.77 |
| 26 | 7.72 | 5.53 | 5.53 | 4.96 | 4.56 | 4.27 | 4.10 | 3.96 | 3.82 | 3.68 | 3.54 | 3.39 | 3.24 | 3.14 | 3.06 | 2.98 | 2.91 | 2.82 | 2.73 |
| 27 | 7.68 | 5.49 | 5.49 | 4.92 | 4.52 | 4.23 | 4.06 | 3.92 | 3.78 | 3.64 | 3.50 | 3.35 | 3.20 | 3.10 | 3.02 | 2.94 | 2.87 | 2.78 | 2.69 |
| 28 | 7.64 | 5.45 | 5.45 | 4.88 | 4.48 | 4.19 | 4.02 | 3.88 | 3.74 | 3.60 | 3.46 | 3.31 | 3.16 | 3.06 | 2.98 | 2.90 | 2.83 | 2.74 | 2.65 |
| 29 | 7.60 | 5.42 | 5.42 | 4.85 | 4.45 | 4.16 | 3.99 | 3.85 | 3.71 | 3.57 | 3.43 | 3.28 | 3.13 | 3.03 | 2.95 | 2.87 | 2.80 | 2.71 | 2.62 |
| 30 | 7.56 | 5.39 | 5.39 | 4.82 | 4.42 | 4.13 | 3.96 | 3.82 | 3.68 | 3.54 | 3.40 | 3.25 | 3.10 | 3.00 | 2.92 | 2.84 | 2.77 | 2.68 | 2.59 |
| 40 | 7.31 | 5.18 | 5.18 | 4.61 | 4.21 | 3.92 | 3.75 | 3.61 | 3.47 | 3.33 | 3.19 | 3.04 | 2.89 | 2.79 | 2.71 | 2.63 | 2.56 | 2.47 | 2.38 |
| 60 | 7.08 | 4.98 | 4.98 | 4.41 | 4.01 | 3.72 | 3.55 | 3.41 | 3.27 | 3.13 | 3.00 | 2.85 | 2.70 | 2.60 | 2.52 | 2.44 | 2.37 | 2.28 | 2.19 |
| 120 | 6.85 | 4.79 | 4.79 | 4.22 | 3.82 | 3.53 | 3.36 | 3.22 | 3.08 | 2.94 | 2.81 | 2.66 | 2.51 | 2.41 | 2.33 | 2.25 | 2.18 | 2.09 | 2.00 |
| ** | 6.63 | 4.61 | 4.61 | 4.04 | 3.64 | 3.35 | 3.18 | 3.04 | 2.90 | 2.76 | 2.62 | 2.47 | 2.32 | 2.22 | 2.14 | 2.06 | 1.99 | 1.90 | 1.81 |

F - DISTRIBUTION



| v1 | 1 | 2 | 3 | 4 | 5 | 6 | 7 | 8 | 9 | 10 | 12 | 15 | 20 | 24 | 30 | 40 | 60 | 120 | ∞ |
|-----|-------|-------|-------|-------|-------|-------|-------|-------|-------|-------|-------|-------|-------|-------|-------|-------|-------|-------|-------|
| 1 | 647.8 | 799.5 | 864.2 | 899.6 | 921.8 | 937.1 | 948.2 | 956.7 | 963.3 | 968.6 | 976.7 | 984.9 | 993.1 | 997.2 | 1001 | 1006 | 1010 | 1014 | 1018 |
| 2 | 38.51 | 39.00 | 39.17 | 39.25 | 39.30 | 39.33 | 39.36 | 39.37 | 39.39 | 39.40 | 39.41 | 39.43 | 39.45 | 39.46 | 39.46 | 39.47 | 39.48 | 39.49 | 39.50 |
| 3 | 17.44 | 16.04 | 15.44 | 15.10 | 14.88 | 14.73 | 14.62 | 14.54 | 14.47 | 14.42 | 14.34 | 14.25 | 14.17 | 14.12 | 14.08 | 14.04 | 13.99 | 13.95 | 13.90 |
| 4 | 12.22 | 10.65 | 9.98 | 9.60 | 9.36 | 9.20 | 9.07 | 8.98 | 8.90 | 8.84 | 8.75 | 8.66 | 8.56 | 8.51 | 8.46 | 8.41 | 8.36 | 8.31 | 8.26 |
| 5 | 10.01 | 8.43 | 7.76 | 7.39 | 7.15 | 6.98 | 6.85 | 6.76 | 6.68 | 6.62 | 6.52 | 6.43 | 6.33 | 6.28 | 6.23 | 6.18 | 6.12 | 6.07 | 6.02 |
| 6 | 8.81 | 7.26 | 6.60 | 6.23 | 5.99 | 5.82 | 5.70 | 5.60 | 5.52 | 5.46 | 5.37 | 5.27 | 5.17 | 5.12 | 5.07 | 5.01 | 4.96 | 4.90 | 4.85 |
| 7 | 8.07 | 6.54 | 5.89 | 5.52 | 5.29 | 5.12 | 4.99 | 4.90 | 4.82 | 4.76 | 4.67 | 4.57 | 4.47 | 4.42 | 4.36 | 4.31 | 4.25 | 4.20 | 4.14 |
| 8 | 7.57 | 6.06 | 5.42 | 5.05 | 4.82 | 4.65 | 4.53 | 4.43 | 4.36 | 4.30 | 4.20 | 4.10 | 4.00 | 3.95 | 3.89 | 3.84 | 3.78 | 3.73 | 3.67 |
| 9 | 7.21 | 5.71 | 5.08 | 4.72 | 4.48 | 4.32 | 4.20 | 4.10 | 4.03 | 3.96 | 3.87 | 3.77 | 3.67 | 3.61 | 3.56 | 3.51 | 3.45 | 3.39 | 3.33 |
| 10 | 6.94 | 5.46 | 4.83 | 4.47 | 4.24 | 4.07 | 3.95 | 3.85 | 3.78 | 3.72 | 3.62 | 3.52 | 3.42 | 3.37 | 3.31 | 3.26 | 3.20 | 3.14 | 3.08 |
| 11 | 6.72 | 5.26 | 4.63 | 4.28 | 4.04 | 3.88 | 3.76 | 3.66 | 3.59 | 3.53 | 3.43 | 3.33 | 3.23 | 3.17 | 3.12 | 3.06 | 2.99 | 2.94 | 2.88 |
| 12 | 6.55 | 5.10 | 4.47 | 4.12 | 3.89 | 3.73 | 3.61 | 3.51 | 3.44 | 3.37 | 3.28 | 3.18 | 3.07 | 3.02 | 2.96 | 2.91 | 2.85 | 2.79 | 2.72 |
| 13 | 6.41 | 4.97 | 4.35 | 4.00 | 3.77 | 3.60 | 3.48 | 3.39 | 3.31 | 3.25 | 3.15 | 3.05 | 2.95 | 2.89 | 2.84 | 2.78 | 2.72 | 2.66 | 2.60 |
| 14 | 6.30 | 4.86 | 4.24 | 3.89 | 3.66 | 3.50 | 3.38 | 3.29 | 3.21 | 3.15 | 3.05 | 2.95 | 2.84 | 2.79 | 2.73 | 2.67 | 2.61 | 2.55 | 2.49 |
| 15 | 6.20 | 4.77 | 4.15 | 3.80 | 3.58 | 3.41 | 3.29 | 3.20 | 3.12 | 3.06 | 2.96 | 2.86 | 2.76 | 2.70 | 2.64 | 2.59 | 2.52 | 2.46 | 2.40 |
| 16 | 6.12 | 4.69 | 4.08 | 3.73 | 3.50 | 3.34 | 3.22 | 3.12 | 3.03 | 2.97 | 2.88 | 2.79 | 2.68 | 2.63 | 2.57 | 2.51 | 2.45 | 2.38 | 2.32 |
| 17 | 6.04 | 4.62 | 4.01 | 3.66 | 3.44 | 3.28 | 3.16 | 3.06 | 2.98 | 2.92 | 2.82 | 2.72 | 2.62 | 2.56 | 2.50 | 2.44 | 2.38 | 2.32 | 2.26 |
| 18 | 5.98 | 4.56 | 3.95 | 3.61 | 3.38 | 3.22 | 3.10 | 3.00 | 2.92 | 2.86 | 2.77 | 2.67 | 2.56 | 2.50 | 2.44 | 2.38 | 2.32 | 2.26 | 2.20 |
| 19 | 5.92 | 4.51 | 3.90 | 3.56 | 3.33 | 3.17 | 3.05 | 2.96 | 2.88 | 2.82 | 2.72 | 2.62 | 2.51 | 2.45 | 2.39 | 2.33 | 2.27 | 2.20 | 2.13 |
| 20 | 5.87 | 4.46 | 3.86 | 3.51 | 3.29 | 3.13 | 3.01 | 2.91 | 2.84 | 2.77 | 2.68 | 2.57 | 2.46 | 2.41 | 2.35 | 2.29 | 2.22 | 2.16 | 2.09 |
| 21 | 5.83 | 4.42 | 3.82 | 3.47 | 3.25 | 3.09 | 2.97 | 2.87 | 2.80 | 2.73 | 2.64 | 2.53 | 2.42 | 2.37 | 2.31 | 2.25 | 2.18 | 2.11 | 2.04 |
| 22 | 5.79 | 4.38 | 3.78 | 3.43 | 3.21 | 3.05 | 2.93 | 2.84 | 2.76 | 2.70 | 2.60 | 2.50 | 2.39 | 2.33 | 2.27 | 2.21 | 2.14 | 2.07 | 2.00 |
| 23 | 5.75 | 4.35 | 3.75 | 3.40 | 3.18 | 3.02 | 2.90 | 2.81 | 2.73 | 2.66 | 2.56 | 2.45 | 2.34 | 2.28 | 2.22 | 2.15 | 2.08 | 2.01 | 1.94 |
| 24 | 5.72 | 4.32 | 3.72 | 3.37 | 3.15 | 2.99 | 2.87 | 2.78 | 2.70 | 2.64 | 2.54 | 2.44 | 2.33 | 2.27 | 2.21 | 2.15 | 2.08 | 2.01 | 1.94 |
| 25 | 5.69 | 4.29 | 3.69 | 3.34 | 3.12 | 2.97 | 2.85 | 2.75 | 2.68 | 2.61 | 2.51 | 2.41 | 2.30 | 2.24 | 2.18 | 2.12 | 2.05 | 1.98 | 1.91 |
| 26 | 5.66 | 4.27 | 3.67 | 3.32 | 3.10 | 2.94 | 2.82 | 2.72 | 2.65 | 2.58 | 2.48 | 2.37 | 2.26 | 2.20 | 2.14 | 2.07 | 2.00 | 1.93 | 1.88 |
| 27 | 5.63 | 4.24 | 3.64 | 3.29 | 3.07 | 2.91 | 2.80 | 2.70 | 2.63 | 2.56 | 2.45 | 2.34 | 2.23 | 2.17 | 2.11 | 2.04 | 1.97 | 1.91 | 1.83 |
| 28 | 5.61 | 4.22 | 3.61 | 3.26 | 3.04 | 2.88 | 2.76 | 2.67 | 2.59 | 2.53 | 2.43 | 2.32 | 2.21 | 2.15 | 2.09 | 2.03 | 1.96 | 1.89 | 1.81 |
| 29 | 5.59 | 4.20 | 3.61 | 3.25 | 3.03 | 2.87 | 2.75 | 2.66 | 2.58 | 2.52 | 2.41 | 2.30 | 2.19 | 2.13 | 2.07 | 2.01 | 1.94 | 1.87 | 1.79 |
| 30 | 5.57 | 4.18 | 3.59 | 3.24 | 3.02 | 2.86 | 2.74 | 2.65 | 2.57 | 2.51 | 2.41 | 2.30 | 2.19 | 2.13 | 2.07 | 2.01 | 1.94 | 1.87 | 1.79 |
| 40 | 5.42 | 4.05 | 3.46 | 3.11 | 2.89 | 2.74 | 2.62 | 2.53 | 2.45 | 2.39 | 2.29 | 2.18 | 2.07 | 2.01 | 1.94 | 1.88 | 1.80 | 1.72 | 1.64 |
| 60 | 5.29 | 3.93 | 3.34 | 3.00 | 2.78 | 2.63 | 2.51 | 2.42 | 2.34 | 2.28 | 2.18 | 2.07 | 1.96 | 1.90 | 1.82 | 1.74 | 1.66 | 1.58 | 1.48 |
| 120 | 5.15 | 3.80 | 3.21 | 2.87 | 2.65 | 2.50 | 2.39 | 2.30 | 2.22 | 2.16 | 2.05 | 1.94 | 1.82 | 1.76 | 1.69 | 1.61 | 1.53 | 1.43 | 1.31 |
| ∞ | 5.02 | 3.69 | 3.12 | 2.79 | 2.57 | 2.41 | 2.30 | 2.21 | 2.13 | 2.05 | 1.94 | 1.83 | 1.71 | 1.64 | 1.57 | 1.48 | 1.39 | 1.27 | 1.00 |

F - DISTRIBUTION



| v_1 | 1 | 2 | 3 | 4 | 5 | 6 | 7 | 8 | 9 | 10 | 12 | 15 | 20 | 24 | 30 | 40 | 60 | 120 | ∞ |
|----------|-------|-------|-------|-------|-------|-------|-------|-------|-------|-------|-------|-------|-------|-------|-------|-------|-------|-------|----------|
| 1 | 161.4 | 199.3 | 215.7 | 224.6 | 230.2 | 234.0 | 236.8 | 238.9 | 240.5 | 241.9 | 243.9 | 245.9 | 248.0 | 249.1 | 250.2 | 251.1 | 252.2 | 253.3 | 254.3 |
| 2 | 18.51 | 19.00 | 19.16 | 19.23 | 19.30 | 19.33 | 19.35 | 19.37 | 19.38 | 19.40 | 19.41 | 19.43 | 19.45 | 19.45 | 19.46 | 19.47 | 19.48 | 19.49 | 19.50 |
| 3 | 10.13 | 9.55 | 9.28 | 9.12 | 9.01 | 8.94 | 8.89 | 8.85 | 8.81 | 8.79 | 8.74 | 8.70 | 8.66 | 8.64 | 8.62 | 8.59 | 8.57 | 8.55 | 8.53 |
| 4 | 7.71 | 6.94 | 6.59 | 6.39 | 6.26 | 6.16 | 6.09 | 6.04 | 6.00 | 5.96 | 5.91 | 5.86 | 5.80 | 5.77 | 5.75 | 5.72 | 5.69 | 5.66 | 5.63 |
| 5 | 6.61 | 5.79 | 5.41 | 5.19 | 5.05 | 4.95 | 4.88 | 4.82 | 4.77 | 4.74 | 4.68 | 4.62 | 4.56 | 4.53 | 4.50 | 4.46 | 4.43 | 4.40 | 4.36 |
| 6 | 5.99 | 5.14 | 4.76 | 4.53 | 4.39 | 4.28 | 4.21 | 4.15 | 4.10 | 4.06 | 4.00 | 3.94 | 3.87 | 3.84 | 3.81 | 3.77 | 3.74 | 3.70 | 3.67 |
| 7 | 5.39 | 4.74 | 4.35 | 4.12 | 3.97 | 3.87 | 3.79 | 3.73 | 3.68 | 3.64 | 3.57 | 3.51 | 3.44 | 3.41 | 3.38 | 3.34 | 3.30 | 3.27 | 3.23 |
| 8 | 5.32 | 4.46 | 4.07 | 3.84 | 3.69 | 3.58 | 3.50 | 3.44 | 3.39 | 3.35 | 3.28 | 3.22 | 3.15 | 3.12 | 3.08 | 3.04 | 3.01 | 2.97 | 2.93 |
| 9 | 5.12 | 4.26 | 3.86 | 3.63 | 3.48 | 3.37 | 3.29 | 3.23 | 3.18 | 3.14 | 3.07 | 3.01 | 2.94 | 2.90 | 2.86 | 2.83 | 2.79 | 2.75 | 2.71 |
| 10 | 4.96 | 4.10 | 3.71 | 3.48 | 3.33 | 3.22 | 3.14 | 3.07 | 3.02 | 2.98 | 2.91 | 2.85 | 2.77 | 2.74 | 2.70 | 2.66 | 2.62 | 2.58 | 2.54 |
| 11 | 4.84 | 3.98 | 3.59 | 3.36 | 3.20 | 3.09 | 3.01 | 2.95 | 2.90 | 2.85 | 2.79 | 2.72 | 2.65 | 2.61 | 2.57 | 2.53 | 2.49 | 2.45 | 2.40 |
| 12 | 4.75 | 3.89 | 3.49 | 3.26 | 3.11 | 3.00 | 2.91 | 2.85 | 2.80 | 2.75 | 2.69 | 2.62 | 2.54 | 2.51 | 2.47 | 2.43 | 2.39 | 2.34 | 2.30 |
| 13 | 4.67 | 3.81 | 3.41 | 3.18 | 3.03 | 2.92 | 2.83 | 2.77 | 2.71 | 2.67 | 2.60 | 2.53 | 2.46 | 2.42 | 2.38 | 2.34 | 2.30 | 2.25 | 2.21 |
| 14 | 4.60 | 3.74 | 3.34 | 3.11 | 2.96 | 2.85 | 2.76 | 2.70 | 2.65 | 2.60 | 2.53 | 2.46 | 2.39 | 2.35 | 2.31 | 2.27 | 2.23 | 2.18 | 2.13 |
| 15 | 4.54 | 3.68 | 3.29 | 3.06 | 2.90 | 2.79 | 2.71 | 2.64 | 2.59 | 2.54 | 2.48 | 2.40 | 2.33 | 2.29 | 2.25 | 2.21 | 2.17 | 2.11 | 2.07 |
| 16 | 4.49 | 3.63 | 3.24 | 3.01 | 2.85 | 2.74 | 2.66 | 2.59 | 2.54 | 2.49 | 2.43 | 2.35 | 2.28 | 2.24 | 2.20 | 2.16 | 2.12 | 2.06 | 2.01 |
| 17 | 4.45 | 3.59 | 3.20 | 2.96 | 2.80 | 2.69 | 2.61 | 2.54 | 2.49 | 2.44 | 2.38 | 2.29 | 2.22 | 2.18 | 2.14 | 2.10 | 2.06 | 2.00 | 1.96 |
| 18 | 4.41 | 3.55 | 3.16 | 2.93 | 2.77 | 2.66 | 2.58 | 2.51 | 2.46 | 2.41 | 2.34 | 2.27 | 2.19 | 2.15 | 2.11 | 2.07 | 2.03 | 1.97 | 1.92 |
| 19 | 4.38 | 3.52 | 3.13 | 2.90 | 2.74 | 2.63 | 2.54 | 2.48 | 2.42 | 2.38 | 2.31 | 2.23 | 2.16 | 2.12 | 2.08 | 2.04 | 2.00 | 1.94 | 1.88 |
| 20 | 4.35 | 3.49 | 3.10 | 2.87 | 2.71 | 2.60 | 2.51 | 2.45 | 2.39 | 2.35 | 2.28 | 2.20 | 2.13 | 2.09 | 2.04 | 2.00 | 1.96 | 1.90 | 1.84 |
| 21 | 4.32 | 3.47 | 3.07 | 2.84 | 2.68 | 2.57 | 2.49 | 2.42 | 2.37 | 2.32 | 2.25 | 2.17 | 2.10 | 2.06 | 2.01 | 1.97 | 1.93 | 1.87 | 1.81 |
| 22 | 4.30 | 3.44 | 3.05 | 2.82 | 2.66 | 2.55 | 2.46 | 2.40 | 2.34 | 2.30 | 2.23 | 2.15 | 2.08 | 2.04 | 1.99 | 1.95 | 1.90 | 1.84 | 1.78 |
| 23 | 4.28 | 3.42 | 3.03 | 2.80 | 2.64 | 2.53 | 2.44 | 2.37 | 2.32 | 2.27 | 2.20 | 2.12 | 2.05 | 2.01 | 1.96 | 1.91 | 1.87 | 1.81 | 1.76 |
| 24 | 4.26 | 3.40 | 3.01 | 2.78 | 2.62 | 2.51 | 2.42 | 2.36 | 2.30 | 2.25 | 2.18 | 2.11 | 2.03 | 1.98 | 1.94 | 1.89 | 1.84 | 1.79 | 1.73 |
| 25 | 4.24 | 3.39 | 2.99 | 2.76 | 2.60 | 2.49 | 2.40 | 2.34 | 2.28 | 2.24 | 2.16 | 2.09 | 2.01 | 1.96 | 1.92 | 1.87 | 1.82 | 1.77 | 1.71 |
| 26 | 4.23 | 3.37 | 2.98 | 2.74 | 2.58 | 2.47 | 2.39 | 2.32 | 2.26 | 2.22 | 2.14 | 2.07 | 1.99 | 1.94 | 1.89 | 1.84 | 1.80 | 1.74 | 1.69 |
| 27 | 4.21 | 3.35 | 2.96 | 2.73 | 2.57 | 2.46 | 2.37 | 2.31 | 2.24 | 2.20 | 2.12 | 2.05 | 1.97 | 1.92 | 1.87 | 1.82 | 1.77 | 1.71 | 1.65 |
| 28 | 4.20 | 3.34 | 2.95 | 2.71 | 2.55 | 2.44 | 2.36 | 2.29 | 2.23 | 2.19 | 2.11 | 2.04 | 1.96 | 1.91 | 1.86 | 1.81 | 1.76 | 1.70 | 1.64 |
| 29 | 4.18 | 3.33 | 2.93 | 2.70 | 2.54 | 2.43 | 2.34 | 2.28 | 2.21 | 2.17 | 2.10 | 2.01 | 1.94 | 1.90 | 1.85 | 1.80 | 1.74 | 1.68 | 1.62 |
| 30 | 4.17 | 3.32 | 2.92 | 2.69 | 2.53 | 2.42 | 2.33 | 2.27 | 2.20 | 2.16 | 2.09 | 2.01 | 1.93 | 1.88 | 1.84 | 1.79 | 1.74 | 1.68 | 1.62 |
| 40 | 4.08 | 3.23 | 2.84 | 2.61 | 2.45 | 2.34 | 2.25 | 2.18 | 2.12 | 2.08 | 2.00 | 1.92 | 1.84 | 1.79 | 1.74 | 1.69 | 1.64 | 1.58 | 1.51 |
| 60 | 4.00 | 3.15 | 2.76 | 2.53 | 2.37 | 2.25 | 2.16 | 2.10 | 2.04 | 2.00 | 1.92 | 1.84 | 1.76 | 1.71 | 1.66 | 1.61 | 1.55 | 1.49 | 1.42 |
| 120 | 3.92 | 3.07 | 2.68 | 2.45 | 2.29 | 2.17 | 2.09 | 2.02 | 1.96 | 1.91 | 1.83 | 1.75 | 1.67 | 1.61 | 1.56 | 1.50 | 1.43 | 1.35 | 1.25 |
| ∞ | 3.84 | 3.00 | 2.60 | 2.37 | 2.21 | 2.10 | 2.01 | 1.94 | 1.88 | 1.83 | 1.75 | 1.67 | 1.57 | 1.52 | 1.46 | 1.39 | 1.32 | 1.22 | 1.00 |