

NATIONAL EXAMINATIONS MAY 2019

04-BS-2

PROBABILITY AND STATISTICS

2 HOURS DURATION

NOTES:

1. If doubt exists as to the interpretation of any question, the candidate is urged to submit with the answer paper a clear statement of any assumption made.
2. "Closed Book" – no-aids other than
 - (i) A Casio or Sharp approved calculator
 - (ii) ONE hand-written information sheet (8.5"x11"), filled on both sides.
3. Any 5 questions constitute a complete paper. Only 5 questions will be marked.
4. All questions are of equal value.
5. Statistical tables of the normal, t, chi-square and F distributions are provided.
6. Questions involving hypothesis testing must be clearly formulated.

Marking Scheme

1. (a) 5 marks (b) 5 marks (c) 5 marks (d) 5 marks
2. (A) (a) 5 marks (b) 5 marks (c) 5 marks ;(B) 5 marks
3. (A) (a) 5 marks (b) 5 marks ; (B) (a) 5 marks (b) 5 marks
4. 20 marks
5. (a) 7 marks (b) 7 marks (c) 6 marks
6. (A) (a) 5 marks (b) 5 marks ; (B) (a) 5 marks (b) 5 marks
7. (a) 10 marks (b) 10 marks
8. (a) 5 marks (b) 5 marks (c) 5 marks (d) 5 marks

1. A review of the extensive data available in the computer files of Pronto Express revealed that the weight W of a parcel handled by the company is a normally distributed random variable with mean and standard deviation equal to 5,000.0 gr and 400.0 gr respectively.

- (a) Find the probability that a randomly selected parcel weighs more than 5,300.0 gr. Write down the probability density function of W . Then draw the probability density function of W , neatly and clearly, and indicate the area that corresponds to this probability.
- (b) Compute the probability that the weight W of a randomly selected parcel differs from the mean by less than 500.0 gr. Then draw, clearly and neatly, the probability density of W and indicate the area that corresponds to this probability.
- (c) Let M represent the mean weight of a random sample of sixteen parcels. (i) Find the mean and standard deviation of the probability distribution of M . (ii) Write down the probability density function of M . (iii) Draw, neatly and clearly, the probability density function of W and M on the same diagram. (iv) Compute the probability that M is more than 4,900.0gr.
- (d) Let T be the sum of the weights of a random sample of 25 parcels delivered on a given day. Find the mean and variance of the probability distribution of T . Then compute the probability that T exceeds 126,000.0 gr.

2.(A)An extensive survey carried out on behalf of a large urban professional organisation revealed that 65% of its members were in favour of an increase of the annual registration fees.

- (a) What is the probability that in a random sample of 15 members more than six but fewer than 10 would be in favour of that increase?
- (b) Compute the probability that in a random sample of 8 members more than five would be in favour of that increase.
- (c) Assume now that a sample of 1,600 members is randomly selected. Use an appropriate approximation to compute the probability that more than 1,030 are in favour of the increase.

2.(B) The probability that a member of the professional organisation considered in (A) is sued for malpractice is 0.0015. Use an appropriate approximation to compute the probability that in a random sample of 2,000 members more than two were sued for malpractice. Explain, briefly and clearly, why the approximation used is appropriate.

3.(A) Data gathered by the traffic engineer of a large urban centre reveals that the number of major traffic jams due to tractor-trailer rollovers on the main highway crossing the urban centre follows the Poisson law with an average of 2.4 traffic jams per week.

- (a) Compute the probability that the main highway under consideration experiences fewer than four traffic jams in a given week.
- (b) Compute the probability that the highway under consideration experiences more than two but fewer than seven traffic jams in a period of two weeks.

3.(B) Everyman's Hardware receives a lot of sixteen snow-blowers from the manufacturer. Unknown to the owner of Everyman's Hardware, six snow-blowers are substandard.

- (a) The owner of the store sold eight snow-blowers after a major snowstorm. What is the probability that at most two of the snow-blowers sold were substandard?
- (b) Let X denote the number of standard snow-blowers in a random sample of three snow-blowers. Find the probability distribution of X . Then compute the mean and variance of the probability distribution of X .

4. A test is made up of four multiple choice questions. Two of the questions offer four answers while the other two offer five answers. All four questions have only one correct answer. If the questions were answered in a random fashion, that is without even reading the questions, then find the probability distribution of Y where Y stands for the number of correct answers. What is the probability that Y is smaller than two?

5. Nineteen measurements of Young's modulus of a certain type of hard rubber, in MPa (MegaPascals), yielded the following information:

$$\Sigma X = 589.0 \quad \Sigma X^2 = 18,286.0$$

- (a) Find the 99% confidence limits of (i) the true mean and (ii) the true standard deviation of the probability distribution of X . Assume that X is a normally distributed random variable.
- (b) Test the hypothesis that the mean value of the probability distribution of X is not significantly different from 30.0 MPa. Let $\alpha = 0.05$.
- (c) Test the hypothesis that the true standard deviation of the probability distribution of X is not significantly different from 1.1 MPa. Let $\alpha = 0.05$.

6. (A) Measurements carried out by the Quality and Materials Control department of Panarctic Tires, a manufacturer of heavy duty tires used in the transportation industry, revealed that the weight T of a random sample of 1,300 tires manufactured by the company yielded a mean of 45.00kg and a standard deviation of 0.50kg.

- (a) Test the hypothesis that the mean weight of this make of tire is not significantly different from 44.5kg. Let $\alpha = 0.05$. Assume that T is a normally distributed random variable. State clearly your conclusion.
- (b) The following is an interesting and useful way of finding an approximate $(1-\alpha)100\%$ confidence interval of the standard deviation σ when the sample is large:

$$\frac{s}{1 + \frac{z_{\alpha/2}}{\sqrt{2n}}} < \sigma < \frac{s}{1 - \frac{z_{\alpha/2}}{\sqrt{2n}}}$$

Use this result to find (i) a 95% confidence interval of the variance of the probability distribution of T and (ii) to test the hypothesis at the $\alpha = 0.05$ level that the true standard deviation σ is not significantly different from 0.4kgs.

6. (B) A nation wide survey carried out on behalf of the Concerned Citizens Association revealed that 1,600 citizens out of a random sample of 2,500 were satisfied with the quality of drinking water available in their area.

- (a) Test the hypothesis that the proportion of citizens who are satisfied with the quality of drinking water available is not significantly different from 0.7. Let $\alpha = 0.05$.
- (b) How large should the sample be if we wish to know the true proportion of satisfied citizens with an error of 0.01 and 99% confidence?

7. Professor Touvlosky, a respected professor of Civil Engineering, was hired by Pyramid Construction to test the compressive strength of bricks produced using two slightly different mixtures. Initially twelve bricks were randomly selected and tested under strict conditions. However, due to some unforeseen circumstances, one result had to be discarded. The remaining results, as submitted by Professor Touvlosky, were as follows (Note: The results here are coded for convenience).

	Mixture A	Mixture B
Sample size	$n_A = 11$	$n_B = 12$
Sample Mean	$m_A = 12,000$	$m_B = 12,900$
Sample Standard deviation	$s_A = 800$	$s_B = 1,000$

- (a) Test the hypothesis that the variability of the compressive strength of bricks produced by using Mixture A is not significantly different from that produced using Mixture B. Let $\alpha=0.05$. State any assumptions you need to make.

(b) Test the hypothesis that the mean compressive strength of bricks produced by using Mixture A is not significantly different from that produced using Mixture B. Let $\alpha=0.05$.

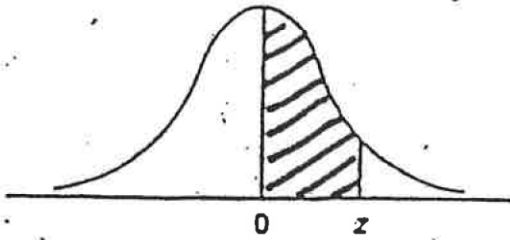
8. The following results were obtained from a study conducted on behalf of the Car Dealers Association. A sample of 25 dealerships was randomly selected from the large list of dealerships available. The variable X represents the level of advertising (in units of \$10,000) while the variable Y represents the level of sales (in units of \$300,000).

$$\sum_{i=1}^n X_i = 275.0 \quad ; \quad \sum_{i=1}^n X_i^2 = 3,079.0 \quad ; \quad \sum_{i=1}^n Y_i = 900.0;$$

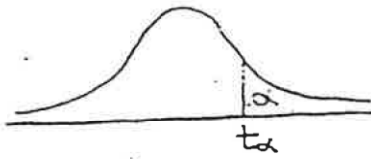
$$\sum_{i=1}^n Y_i^2 = 32,496.0 \quad ; \quad \sum_{i=1}^n X_i Y_i = 9,960.0 \quad ; \quad n = 25$$

- Compute the coefficient of correlation r of X and Y.
- Find the 95% confidence limits of the true coefficient of correlation ρ .
- It is believed that Y and X are related by an equation of the form $Y = \beta_0 + \beta_1 X + \varepsilon$ where ε is a normally distributed variable with mean zero and standard deviation σ . Write down the normal equations of the least squares line and then compute the estimates b_0 and b_1 of β_0 and β_1 respectively.
- Compute the error sum of squares and use this information to find the 95% confidence limits of β_1 .

NORMAL DISTRIBUTION TABLE

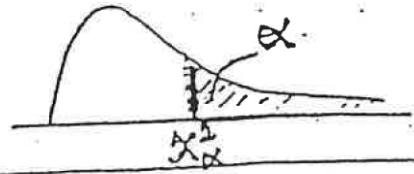


z	.00	.01	.02	.03	.04	.05	.06	.07	.08	.09
0.0	.0000	.0040	.0080	.0120	.0160	.0199	.0239	.0279	.0319	.0359
0.1	.0398	.0438	.0478	.0517	.0557	.0596	.0636	.0675	.0714	.0753
0.2	.0793	.0832	.0871	.0910	.0948	.0987	.1026	.1064	.1103	.1141
0.3	.1179	.1217	.1255	.1293	.1331	.1368	.1406	.1443	.1480	.1517
0.4	.1554	.1591	.1628	.1664	.1700	.1736	.1772	.1808	.1844	.1879
0.5	.1915	.1950	.1985	.2019	.2054	.2088	.2123	.2157	.2190	.2224
0.6	.2257	.2291	.2324	.2357	.2389	.2422	.2454	.2486	.2517	.2549
0.7	.2580	.2611	.2642	.2673	.2704	.2734	.2764	.2794	.2823	.2852
0.8	.2881	.2910	.2939	.2967	.2995	.3023	.3051	.3078	.3106	.3133
0.9	.3159	.3186	.3212	.3238	.3264	.3289	.3315	.3340	.3365	.3389
1.0	.3413	.3438	.3461	.3485	.3508	.3531	.3554	.3577	.3599	.3621
1.1	.3643	.3665	.3686	.3708	.3729	.3749	.3770	.3790	.3810	.3830
1.2	.3849	.3869	.3888	.3907	.3925	.3944	.3962	.3980	.3997	.4015
1.3	.4032	.4049	.4066	.4082	.4099	.4115	.4131	.4147	.4162	.4177
1.4	.4192	.4207	.4222	.4236	.4251	.4265	.4279	.4292	.4306	.4319
1.5	.4332	.4345	.4357	.4370	.4382	.4394	.4406	.4418	.4429	.4441
1.6	.4452	.4463	.4474	.4484	.4495	.4505	.4515	.4525	.4535	.4545
1.7	.4554	.4564	.4573	.4582	.4591	.4599	.4608	.4616	.4625	.4633
1.8	.4641	.4649	.4656	.4664	.4671	.4678	.4686	.4693	.4699	.4706
1.9	.4713	.4719	.4726	.4732	.4738	.4744	.4750	.4756	.4761	.4767
2.0	.4772	.4778	.4783	.4788	.4793	.4798	.4803	.4808	.4812	.4817
2.1	.4821	.4826	.4830	.4834	.4838	.4842	.4846	.4850	.4854	.4857
2.2	.4861	.4864	.4868	.4871	.4875	.4878	.4881	.4884	.4887	.4890
2.3	.4893	.4896	.4898	.4901	.4904	.4906	.4909	.4911	.4913	.4916
2.4	.4918	.4920	.4922	.4925	.4927	.4929	.4931	.4932	.4934	.4936
2.5	.4938	.4940	.4941	.4943	.4945	.4946	.4948	.4949	.4951	.4952
2.6	.4953	.4955	.4956	.4957	.4959	.4960	.4961	.4962	.4963	.4964
2.7	.4965	.4966	.4967	.4968	.4969	.4970	.4971	.4972	.4973	.4974
2.8	.4974	.4975	.4976	.4977	.4977	.4978	.4979	.4979	.4980	.4981
2.9	.4981	.4982	.4982	.4983	.4984	.4984	.4985	.4985	.4986	.4986
3.0	.4987	.4987	.4987	.4988	.4988	.4989	.4989	.4989	.4990	.4990

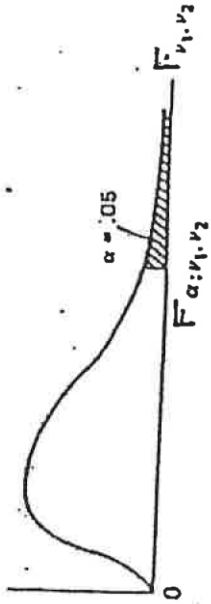
t- Distribution

d.f	$t_{.100}$	$t_{.050}$	$t_{.025}$	$t_{.010}$	$t_{.005}$	d.f
1	3.078	6.314	12.706	31.821	63.657	1
2	1.886	2.920	4.303	6.965	9.925	2
3	1.638	2.353	3.182	4.541	5.841	3
4	1.533	2.132	2.776	3.747	4.604	4
5	1.476	2.015	2.571	3.365	4.032	5
6	1.440	1.943	2.447	3.143	3.707	6
7	1.415	1.895	2.365	2.998	3.499	7
8	1.397	1.860	2.306	2.896	3.355	8
9	1.383	1.833	2.262	2.821	3.250	9
10	1.372	1.812	2.228	2.764	3.169	10
11	1.363	1.796	2.201	2.718	3.106	11
12	1.356	1.782	2.179	2.681	3.055	12
13	1.350	1.771	2.160	2.650	3.012	13
14	1.345	1.761	2.145	2.624	2.977	14
15	1.341	1.753	2.131	2.602	2.947	15
16	1.337	1.746	2.120	2.583	2.921	16
17	1.333	1.740	2.110	2.567	2.898	17
18	1.330	1.734	2.101	2.552	2.878	18
19	1.328	1.729	2.093	2.539	2.861	19
20	1.325	1.725	2.086	2.528	2.845	20
21	1.323	1.721	2.080	2.518	2.831	21
22	1.321	1.717	2.074	2.508	2.819	22
23	1.319	1.714	2.069	2.500	2.807	23
24	1.318	1.711	2.064	2.492	2.797	24
25	1.316	1.708	2.060	2.485	2.787	25
26	1.315	1.706	2.056	2.479	2.779	26
27	1.314	1.703	2.052	2.473	2.771	27
28	1.313	1.701	2.048	2.467	2.763	28
29	1.311	1.699	2.045	2.462	2.756	29
inf.	1.282	1.645	1.960	2.326	2.576	inf.

THE CHI-SQUARE DISTRIBUTION




v	Probability that chi-square value will be exceeded							
	.995	.990	.975	.950	.050	.025	.010	.005
1				.004	3.84	5.02	6.63	7.88
2	.01	.02	.05	.10	5.99	7.38	9.21	10.50
3	.07	.11	.22	.35	7.81	9.35	11.34	12.84
4	.21	.30	.48	.71	9.49	11.14	13.28	14.86
5	.41	.55	.83	1.15	11.07	12.83	15.09	16.75
6	.58	.87	1.24	1.64	12.59	14.45	16.81	18.55
7	.99	1.24	1.69	2.17	14.07	16.01	18.48	20.28
8	1.34	1.65	2.18	2.73	15.51	17.53	20.09	21.96
9	1.73	2.09	2.70	3.33	16.92	19.02	21.57	23.59
10	2.16	2.56	3.25	3.94	18.31	20.48	23.21	25.19
11								
12	2.60	3.05	3.52	4.57	19.68	21.92	24.72	26.76
13	3.07	3.57	4.40	5.23	21.03	23.34	26.22	28.30
14	3.57	4.11	5.01	5.89	22.36	24.74	27.69	29.82
15	4.07	4.66	5.53	6.57	23.68	26.12	29.14	31.32
16	4.60	5.23	6.26	7.26	25.00	27.49	30.58	32.80
17								
18	5.14	5.81	6.91	7.96	26.30	28.85	32.00	34.27
19	5.70	6.41	7.56	8.67	27.59	30.19	33.41	35.72
20	6.26	7.01	8.23	9.39	28.87	31.53	34.81	37.16
21	6.84	7.63	8.91	10.12	30.14	32.85	36.19	38.58
22	7.43	8.26	9.59	10.85	31.41	34.17	37.57	40.00
23								
24	8.03	8.90	10.28	11.59	32.67	35.48	38.93	41.40
25	8.64	9.54	10.98	12.34	33.92	36.78	40.29	42.80
26	9.26	10.20	11.69	13.09	35.17	38.08	41.64	44.18
27	9.89	10.86	12.40	13.85	36.42	39.36	42.98	45.55
28	10.52	11.52	13.12	14.61	37.65	40.65	44.31	46.93
29								
30	11.16	12.20	13.84	15.38	38.89	41.92	45.64	48.29
31	11.81	12.88	14.57	16.15	40.11	43.19	46.96	49.64
32	12.46	13.56	15.31	16.93	41.34	44.46	48.23	50.99
33	13.12	14.25	16.05	17.71	42.56	45.72	49.59	52.34
34	13.79	14.95	16.79	18.49	43.77	46.98	50.89	53.67
35								
40	20.71	22.16	24.43	26.51	55.76	59.34	63.69	66.77
50	27.99	29.71	32.36	34.76	67.50	71.42	76.15	79.49
60	35.53	37.48	40.48	43.19	79.08	83.30	88.33	91.95
70	43.28	45.44	48.76	51.74	90.53	95.02	100.43	104.22
80	51.17	53.54	57.15	60.39	101.88	106.63	112.33	116.32
90	59.20	61.75	65.65	69.13	113.14	118.14	124.12	128.30
100	67.33	70.06	74.22	77.93	124.34	129.56	135.81	140.17



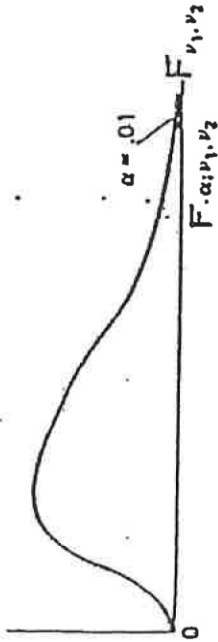
Upper 5% points

v_1	v_2	1	2	3	4	5	6	7	8	9	10	12	15	20	24	30	40	60	120	
1	1	161.4	199.5	215.7	224.6	230.2	234.0	236.8	238.9	240.5	241.9	243.9	245.9	248.0	249.1	250.2	251.1	252.2	253.3	254.3
2	1	18.51	19.00	19.16	19.25	19.30	19.33	19.35	19.37	19.38	19.40	19.41	19.43	19.45	19.45	19.46	19.47	19.48	19.49	19.50
3	1	10.13	9.55	9.24	9.12	9.01	8.94	8.89	8.85	8.81	8.79	8.74	8.70	8.66	8.64	8.62	8.59	8.57	8.55	8.53
4	1	7.71	6.94	6.59	6.39	6.26	6.16	6.09	6.04	6.00	5.96	5.91	5.86	5.80	5.77	5.75	5.72	5.69	5.66	5.63
5	1	6.61	5.79	5.41	5.19	5.05	4.95	4.88	4.82	4.77	4.74	4.68	4.62	4.56	4.53	4.50	4.46	4.43	4.40	4.36
6	1	5.99	5.14	4.76	4.53	4.39	4.28	4.21	4.15	4.10	4.06	4.00	3.94	3.87	3.84	3.81	3.77	3.74	3.70	3.66
7	1	5.59	4.74	4.35	4.12	3.97	3.87	3.79	3.73	3.68	3.64	3.57	3.51	3.44	3.41	3.38	3.34	3.30	3.27	3.23
8	1	5.32	4.46	4.07	3.84	3.69	3.58	3.50	3.44	3.39	3.35	3.28	3.22	3.15	3.12	3.08	3.04	3.01	2.97	2.93
9	1	5.12	4.26	3.86	3.63	3.48	3.37	3.29	3.23	3.18	3.14	3.07	3.01	2.94	2.90	2.86	2.83	2.79	2.75	2.71
10	1	4.96	4.10	3.71	3.48	3.33	3.22	3.14	3.07	3.02	2.98	2.91	2.85	2.77	2.74	2.70	2.66	2.62	2.58	2.54
11	1	4.84	3.98	3.59	3.36	3.20	3.09	3.01	2.95	2.90	2.85	2.79	2.72	2.65	2.61	2.57	2.53	2.49	2.45	2.40
12	1	4.75	3.89	3.49	3.26	3.11	3.00	2.91	2.85	2.80	2.75	2.69	2.62	2.54	2.51	2.47	2.43	2.38	2.34	2.30
13	1	4.67	3.81	3.41	3.18	3.03	2.92	2.83	2.77	2.71	2.67	2.60	2.53	2.46	2.42	2.38	2.34	2.30	2.25	2.21
14	1	4.60	3.74	3.34	3.11	2.96	2.85	2.76	2.70	2.65	2.60	2.53	2.46	2.39	2.35	2.31	2.27	2.22	2.18	2.13
15	1	4.54	3.68	3.29	3.06	2.90	2.79	2.71	2.64	2.59	2.54	2.48	2.40	2.33	2.29	2.25	2.20	2.16	2.11	2.07
16	1	4.49	3.63	3.24	3.01	2.85	2.74	2.66	2.60	2.54	2.49	2.42	2.35	2.28	2.24	2.20	2.15	2.11	2.06	2.01
17	1	4.45	3.59	3.20	2.96	2.81	2.70	2.61	2.55	2.49	2.44	2.38	2.31	2.23	2.19	2.15	2.10	2.06	2.01	1.96
18	1	4.41	3.55	3.16	2.93	2.77	2.66	2.58	2.51	2.46	2.41	2.34	2.27	2.19	2.15	2.11	2.06	2.02	1.97	1.92
19	1	4.38	3.52	3.13	2.90	2.74	2.63	2.54	2.48	2.42	2.38	2.31	2.23	2.16	2.11	2.07	2.03	1.98	1.93	1.88
20	1	4.35	3.49	3.10	2.87	2.71	2.60	2.51	2.45	2.39	2.35	2.28	2.20	2.12	2.08	2.04	1.99	1.95	1.90	1.84
21	1	4.32	3.47	3.07	2.84	2.68	2.57	2.49	2.42	2.37	2.32	2.25	2.18	2.10	2.05	2.01	1.96	1.92	1.87	1.81
22	1	4.30	3.44	3.05	2.82	2.66	2.55	2.46	2.40	2.34	2.30	2.23	2.15	2.07	2.03	1.98	1.94	1.89	1.84	1.78
23	1	4.28	3.42	3.03	2.80	2.64	2.53	2.44	2.37	2.32	2.27	2.20	2.13	2.05	2.01	1.96	1.91	1.86	1.81	1.75
24	1	4.26	3.40	3.01	2.78	2.62	2.51	2.42	2.36	2.30	2.25	2.18	2.11	2.03	1.98	1.94	1.89	1.84	1.79	1.73
25	1	4.24	3.39	2.99	2.76	2.60	2.49	2.40	2.34	2.28	2.24	2.16	2.09	2.01	1.96	1.92	1.87	1.82	1.77	1.71
26	1	4.23	3.37	2.98	2.74	2.58	2.47	2.39	2.32	2.27	2.22	2.15	2.07	1.99	1.95	1.90	1.85	1.80	1.75	1.69
27	1	4.21	3.35	2.96	2.73	2.56	2.46	2.37	2.31	2.25	2.20	2.13	2.06	1.97	1.93	1.88	1.84	1.79	1.73	1.67
28	1	4.20	3.34	2.95	2.71	2.55	2.45	2.36	2.29	2.24	2.19	2.12	2.04	1.96	1.91	1.87	1.82	1.77	1.71	1.65
29	1	4.18	3.33	2.93	2.70	2.53	2.43	2.35	2.28	2.22	2.18	2.10	2.03	1.94	1.90	1.85	1.81	1.75	1.70	1.64
30	1	4.17	3.32	2.92	2.69	2.52	2.42	2.33	2.27	2.21	2.16	2.09	2.01	1.93	1.89	1.84	1.79	1.74	1.68	1.62
40	1	4.08	3.23	2.84	2.61	2.45	2.34	2.25	2.18	2.12	2.08	2.00	1.92	1.84	1.79	1.74	1.69	1.64	1.58	1.51
60	1	4.00	3.15	2.76	2.53	2.37	2.25	2.17	2.10	2.04	1.99	1.92	1.84	1.75	1.70	1.65	1.59	1.53	1.47	1.39
120	1	3.92	3.07	2.68	2.45	2.29	2.17	2.09	2.02	1.96	1.91	1.83	1.75	1.66	1.61	1.55	1.50	1.43	1.35	1.25
∞	1	3.84	3.00	2.60	2.37	2.21	2.10	2.01	1.94	1.88	1.83	1.75	1.67	1.57	1.52	1.46	1.39	1.32	1.22	1.00



Upper 2.5% points

v_1	1	2	3	4	5	6	7	8	9	10	12	15	20	24	30	40	60	100	1010	1014	1018	∞	
1	647.8	799.5	864.2	899.6	921.8	937.1	948.2	956.7	963.3	968.6	976.7	984.9	993.1	997.2	1001	1006	1010	1014	1018				
2	38.51	39.00	39.17	39.25	39.30	39.33	39.36	39.37	39.39	39.40	39.41	39.43	39.45	39.46	39.46	39.47	39.48	39.49	39.50				
3	17.44	16.04	15.44	15.10	14.88	14.73	14.62	14.54	14.47	14.42	14.34	14.25	14.17	14.12	14.08	14.04	13.99	13.95	13.90				
4	12.22	10.63	9.98	9.60	9.36	9.20	9.07	8.98	8.90	8.84	8.75	8.66	8.56	8.51	8.46	8.41	8.36	8.31	8.26				
5	10.01	8.43	7.76	7.39	7.15	6.98	6.85	6.76	6.68	6.62	6.52	6.43	6.33	6.28	6.23	6.18	6.12	6.07	6.02				
6	8.81	7.26	6.60	6.23	5.99	5.82	5.70	5.60	5.52	5.46	5.37	5.27	5.17	5.12	5.07	5.01	4.96	4.90	4.85				
7	8.07	6.54	5.89	5.52	5.29	5.12	4.99	4.90	4.82	4.76	4.67	4.57	4.47	4.42	4.36	4.31	4.25	4.20	4.14				
8	7.57	6.06	5.42	5.05	4.82	4.65	4.53	4.43	4.36	4.30	4.20	4.10	4.00	3.95	3.89	3.84	3.78	3.73	3.67				
9	7.21	5.71	5.08	4.72	4.48	4.32	4.20	4.10	4.03	3.96	3.87	3.77	3.67	3.61	3.56	3.51	3.45	3.39	3.33				
10	6.94	5.46	4.83	4.47	4.24	4.07	3.95	3.85	3.78	3.72	3.62	3.52	3.42	3.37	3.31	3.26	3.20	3.14	3.08				
11	6.72	5.26	4.63	4.28	4.04	3.88	3.76	3.66	3.59	3.53	3.43	3.33	3.23	3.17	3.12	3.06	3.00	2.94	2.88				
12	6.55	5.10	4.47	4.12	3.89	3.73	3.61	3.51	3.44	3.38	3.28	3.18	3.07	3.02	2.96	2.91	2.85	2.79	2.72				
13	6.41	4.97	4.35	4.00	3.77	3.60	3.48	3.39	3.31	3.25	3.15	3.05	2.95	2.89	2.84	2.78	2.72	2.66	2.60				
14	6.30	4.86	4.24	3.89	3.66	3.50	3.38	3.29	3.21	3.15	3.05	2.95	2.84	2.79	2.73	2.67	2.61	2.55	2.49				
15	6.20	4.77	4.15	3.80	3.58	3.41	3.29	3.20	3.12	3.06	2.96	2.86	2.76	2.70	2.64	2.59	2.52	2.46	2.40				
16	6.12	4.69	4.08	3.73	3.50	3.34	3.22	3.12	3.05	2.99	2.89	2.79	2.68	2.63	2.57	2.51	2.45	2.38	2.32				
17	6.04	4.62	4.01	3.66	3.44	3.28	3.16	3.06	2.98	2.92	2.82	2.72	2.62	2.56	2.50	2.44	2.38	2.32	2.25				
18	5.98	4.56	3.95	3.61	3.38	3.22	3.10	3.01	2.93	2.87	2.77	2.67	2.56	2.50	2.44	2.38	2.32	2.26	2.19				
19	5.92	4.51	3.90	3.56	3.33	3.17	3.05	2.96	2.88	2.82	2.72	2.62	2.51	2.45	2.39	2.33	2.27	2.20	2.13				
20	5.87	4.46	3.86	3.51	3.29	3.13	3.01	2.91	2.84	2.77	2.68	2.57	2.46	2.41	2.35	2.29	2.22	2.16	2.09				
21	5.83	4.42	3.82	3.48	3.25	3.09	2.97	2.87	2.80	2.73	2.64	2.53	2.42	2.37	2.31	2.25	2.18	2.11	2.04				
22	5.79	4.38	3.78	3.44	3.22	3.05	2.93	2.84	2.76	2.70	2.60	2.50	2.39	2.33	2.27	2.21	2.14	2.08	2.00				
23	5.75	4.35	3.75	3.41	3.18	3.02	2.90	2.81	2.73	2.67	2.57	2.47	2.36	2.30	2.24	2.18	2.11	2.04	1.97				
24	5.72	4.32	3.72	3.38	3.15	2.99	2.87	2.78	2.70	2.64	2.54	2.44	2.33	2.27	2.21	2.15	2.08	2.01	1.94				
25	5.69	4.29	3.69	3.35	3.13	2.97	2.85	2.75	2.68	2.61	2.51	2.41	2.30	2.24	2.18	2.12	2.05	1.98	1.91				
26	5.66	4.27	3.67	3.33	3.10	2.94	2.82	2.73	2.65	2.59	2.49	2.39	2.28	2.22	2.16	2.09	2.03	1.95	1.88				
27	5.63	4.24	3.65	3.31	3.08	2.92	2.80	2.71	2.63	2.57	2.47	2.36	2.25	2.19	2.13	2.07	2.00	1.93	1.85				
28	5.61	4.22	3.63	3.29	3.06	2.90	2.78	2.69	2.61	2.55	2.45	2.34	2.23	2.17	2.11	2.05	1.98	1.91	1.83				
29	5.59	4.20	3.61	3.27	3.04	2.88	2.76	2.67	2.59	2.53	2.43	2.32	2.21	2.15	2.09	2.03	1.96	1.89	1.81				
30	5.57	4.18	3.59	3.25	3.03	2.87	2.75	2.65	2.57	2.51	2.41	2.31	2.20	2.14	2.07	2.01	1.94	1.87	1.79				
40	5.42	4.05	3.46	3.13	2.90	2.74	2.62	2.53	2.45	2.39	2.29	2.18	2.07	2.01	1.94	1.88	1.80	1.72	1.64				
60	5.29	3.93	3.34	3.01	2.79	2.63	2.51	2.41	2.33	2.27	2.17	2.06	1.94	1.88	1.82	1.74	1.67	1.58	1.48				
120	5.15	3.80	3.21	2.89	2.67	2.52	2.39	2.30	2.22	2.16	2.05	1.94	1.82	1.82	1.76	1.61	1.53	1.43	1.31				
∞	5.02	3.69	3.12	2.79	2.57	2.41	2.29	2.19	2.11	2.05	1.94	1.83	1.71	1.64	1.57	1.48	1.39	1.27	1.10				



Upper 1% points

v_1	v_2	1	2	3	4	5	6	7	8	9	10	12	15	20	24	30	40	60	120	∞
1	4052	98.50	4999.5	5403	5625	5764	5859	5928	5982	6022	6056	6106	6157	6209	6235	6261	6287	6313	6339	6365
2	98.50	30.82	99.00	99.17	99.25	99.30	99.33	99.36	99.37	99.39	99.40	99.42	99.43	99.45	99.46	99.47	99.47	99.48	99.49	99.50
3	34.12	28.46	29.46	29.71	29.82	29.87	29.91	29.94	29.96	29.97	29.98	29.99	30.00	30.00	30.00	30.00	30.00	30.00	30.00	30.00
4	21.20	18.00	16.69	15.98	15.52	15.31	15.21	15.18	15.17	15.16	15.15	15.14	15.13	15.12	15.11	15.10	15.09	15.08	15.07	15.06
5	16.26	13.27	12.06	11.39	10.97	10.67	10.46	10.29	10.16	10.05	9.95	9.89	9.84	9.79	9.75	9.73	9.72	9.71	9.70	9.69
6	13.75	10.92	9.78	9.15	8.75	8.47	8.26	8.10	7.98	7.87	7.76	7.72	7.69	7.66	7.64	7.63	7.62	7.61	7.60	7.59
7	12.25	9.55	8.45	7.85	7.46	7.19	6.99	6.84	6.72	6.62	6.52	6.47	6.43	6.40	6.38	6.37	6.36	6.35	6.34	6.33
8	11.26	8.65	7.59	7.01	6.63	6.37	6.18	6.03	5.91	5.81	5.72	5.67	5.63	5.60	5.58	5.57	5.56	5.55	5.54	5.53
9	10.36	8.02	6.99	6.42	6.06	5.80	5.61	5.47	5.35	5.26	5.16	5.11	5.07	5.04	5.02	5.01	5.00	4.99	4.98	4.97
10	10.04	7.56	6.55	5.99	5.64	5.39	5.20	5.06	4.94	4.85	4.75	4.70	4.66	4.63	4.61	4.60	4.59	4.58	4.57	4.56
11	9.65	7.21	6.22	5.67	5.32	5.07	4.89	4.74	4.62	4.54	4.44	4.40	4.36	4.33	4.31	4.30	4.29	4.28	4.27	4.26
12	9.33	6.93	5.95	5.41	5.06	4.82	4.64	4.50	4.39	4.30	4.20	4.16	4.12	4.09	4.07	4.06	4.05	4.04	4.03	4.02
13	9.07	6.70	5.74	5.21	4.86	4.62	4.44	4.30	4.19	4.10	4.00	3.96	3.92	3.89	3.87	3.86	3.85	3.84	3.83	3.82
14	8.86	6.51	5.56	5.04	4.69	4.46	4.28	4.14	4.03	3.94	3.84	3.80	3.76	3.73	3.71	3.70	3.69	3.68	3.67	3.66
15	8.68	6.36	5.42	4.89	4.56	4.32	4.14	4.00	3.89	3.80	3.70	3.67	3.63	3.60	3.58	3.57	3.56	3.55	3.54	3.53
16	8.53	6.23	5.29	4.77	4.44	4.20	4.03	3.89	3.78	3.69	3.59	3.55	3.51	3.48	3.46	3.45	3.44	3.43	3.42	3.41
17	8.40	6.11	5.18	4.67	4.34	4.10	3.93	3.79	3.68	3.59	3.49	3.46	3.41	3.38	3.36	3.35	3.34	3.33	3.32	3.31
18	8.29	6.01	5.09	4.58	4.25	4.01	3.84	3.71	3.60	3.51	3.41	3.37	3.33	3.30	3.28	3.27	3.26	3.25	3.24	3.23
19	8.18	5.93	5.01	4.50	4.17	3.94	3.77	3.63	3.52	3.43	3.33	3.30	3.25	3.22	3.20	3.19	3.18	3.17	3.16	3.15
20	8.10	5.85	4.94	4.43	4.10	3.87	3.70	3.56	3.46	3.37	3.27	3.23	3.19	3.16	3.14	3.13	3.12	3.11	3.10	3.09
21	8.02	5.78	4.87	4.37	4.04	3.81	3.64	3.51	3.40	3.31	3.21	3.17	3.13	3.10	3.08	3.07	3.06	3.05	3.04	3.03
22	7.95	5.72	4.82	4.31	3.99	3.76	3.59	3.45	3.35	3.26	3.16	3.12	3.08	3.05	3.03	3.02	3.01	3.00	2.99	2.98
23	7.88	5.66	4.76	4.26	3.94	3.71	3.54	3.41	3.30	3.21	3.11	3.07	3.03	3.00	2.98	2.97	2.96	2.95	2.94	2.93
24	7.82	5.61	4.72	4.22	3.90	3.67	3.50	3.36	3.26	3.17	3.07	3.03	2.99	2.96	2.94	2.93	2.92	2.91	2.90	2.89
25	7.77	5.57	4.68	4.18	3.85	3.63	3.46	3.32	3.22	3.13	3.03	2.99	2.95	2.92	2.90	2.89	2.88	2.87	2.86	2.85
26	7.72	5.53	4.64	4.14	3.82	3.59	3.42	3.28	3.18	3.09	2.99	2.95	2.91	2.88	2.86	2.85	2.84	2.83	2.82	2.81
27	7.68	5.49	4.60	4.11	3.78	3.56	3.39	3.26	3.15	3.06	2.96	2.92	2.88	2.85	2.83	2.82	2.81	2.80	2.79	2.78
28	7.64	5.45	4.57	4.07	3.75	3.53	3.36	3.23	3.12	3.03	2.93	2.89	2.85	2.82	2.80	2.79	2.78	2.77	2.76	2.75
29	7.60	5.42	4.54	4.04	3.73	3.50	3.33	3.20	3.09	3.00	2.90	2.86	2.82	2.79	2.77	2.76	2.75	2.74	2.73	2.72
30	7.56	5.39	4.51	4.02	3.70	3.47	3.30	3.17	3.07	2.98	2.88	2.84	2.80	2.77	2.75	2.74	2.73	2.72	2.71	2.70
40	7.31	5.18	4.31	3.83	3.51	3.29	3.12	2.99	2.89	2.80	2.70	2.66	2.62	2.59	2.57	2.56	2.55	2.54	2.53	2.52
60	7.08	4.98	4.13	3.65	3.34	3.12	2.95	2.82	2.72	2.63	2.53	2.49	2.45	2.42	2.40	2.39	2.38	2.37	2.36	2.35
120	6.85	4.79	3.95	3.48	3.17	2.96	2.79	2.66	2.56	2.47	2.37	2.33	2.29	2.26	2.24	2.23	2.22	2.21	2.20	2.19
∞	6.61	4.61	3.78	3.32	3.02	2.80	2.64	2.51	2.41	2.32	2.22	2.18	2.14	2.11	2.09	2.08	2.07	2.06	2.05	2.04