

NATIONAL EXAMINATIONS MAY 2013

04-BS-2

PROBABILITY AND STATISTICS

2 HOURS DURATION

NOTES:

1. If doubt exists as to the interpretation of any question, the candidate is urged to submit with the answer paper a clear statement of any assumption made.
2. "Closed Book" – no-aids other than
 - (i) A Casio or Sharp approved calculator
 - (ii) ONE hand-written information sheet (8.5"x11"), filled on both sides.
3. Any 5 questions constitute a complete paper. Only 5 questions will be marked.
4. All questions are of equal value.
5. Statistical tables of the normal, t, chi-square and F distributions are provided.
6. Questions involving hypothesis testing must be clearly formulated.

Marking Scheme

1. (a) 5 marks (b) 5 marks (c) 5 marks (d) 5 marks
2. (A) (a) 5 marks (b) 5 marks (c) 5 marks ;(B) 5 marks
3. (A) (a) 5 marks (b) 5 marks ; (B) (a) 5 marks (b) 5 marks
4. (a) 5 marks (b) 5 marks (c) 5 marks (d) 5 marks
5. (a) 7 marks (b) 7 marks (c) 6 marks
6. (A) (a) 5 marks (b) 5 marks ; (B) (a) 5 marks (b) 5 marks
7. (a) 10 marks (b) 10 marks
8. (a) 5 marks (b) 5 marks (c) 5 marks (d) 5 marks

1. A review of the extensive data available in the computer files of High Speed Express revealed that the weight W of a parcel handled by the company is a normally distributed random variable with mean and standard deviation equal to 6,000.0 grammes and 500.0 grammes respectively.

- (a) Find the probability that a randomly selected parcel weighs more than 6,600.0 grammes. Write down the probability density function of W . Then draw the probability density function of W , neatly and clearly, and indicate the area that corresponds to this probability.
- (b) Compute the probability that the weight W of a randomly selected parcel differs from the mean by less than 300.0 grammes. Then draw, clearly and neatly, the probability density of W and indicate the area that corresponds to this probability.
- (c) Let M represent the mean weight of a random sample of 25 parcels. (i) Find the mean and standard deviation of the probability distribution of M . (ii) Write down the probability density function of M . (iii) Draw, neatly and clearly, the probability density function of W and M on the same diagram. (iv) Compute the probability that M is more than 5,900.0 grammes.
- (d) Let T be the sum of the weights of a random sample of 16 parcels. Find $E(T)$ and $\text{Var}(T)$. Then compute the probability that T exceeds 98,000.0 grammes. Draw the probability density function of T and indicate the area that corresponds to this probability.

2.(A) An extensive survey carried out on behalf of the City Council of a large urban centre revealed that 15% of the adult inhabitants of that centre were against the increase of the number of lanes of a major highway from six lanes to eight lanes.

- (a) What is the probability that in a random sample of 14 adult inhabitants more than two will be against that project?
- (b) What is the probability that in a random sample of 12 adult inhabitants more than nine would be in favour of that project?
- (c) A leading newspaper interviewed a random sample of 6,150 adult inhabitants. Use an appropriate approximation to compute the probability that fewer than 5,256 were in favour of that project.

2.(B) The probability that a member of a large professional association is sued for malpractice is 0.001. Use an appropriate approximation to compute the probability that in a random sample of 3,000 members more than two were sued for malpractice. Explain, briefly and clearly, why the approximation used is appropriate.

3.(A) Data gathered by the traffic engineer of a large urban centre reveals that the number of major traffic jams on the main highway crossing the urban centre follows the Poisson law with an average of 3.2 traffic jams per week.

- Compute the probability that the main highway under consideration experiences fewer than three major traffic jams in a given week.
- Compute the probability that the highway under consideration experiences more than two but fewer than six major traffic jams in a period of two weeks.

3.(B) Handyman's Hardware received a lot of eighteen snow-blowers from the manufacturer. Unknown to the owner of Handyman's Hardware, eight snow-blowers were substandard.

- Assume that the owner of the store sold eight snow-blowers after a major snowstorm. What is the probability that at most two were substandard?
- Let X denote the number of standard snow-blowers in a random sample of three snow-blowers. Find the probability distribution of X . Then compute $E(X)$.

4. The probability density function of the random variable Y is defined as follows

$$f(y) = \begin{cases} Ky(100 - y^2) & 0 < y < 10 \\ 0 & \text{otherwise} \end{cases}$$

- Find the value of K . Then graph $f(y)$ against y clearly and neatly.
- Find $E(Y)$.
- Find the variance of Y .
- Find the cumulative distribution function $F(y)$. Then graph $F(y)$ against y .

5. Seventeen measurements of Young's modulus X of a new type of hard rubber, in MPa (MegaPascals), yielded the following information:

$$\sum X = 544.0 \quad \sum X^2 = 17,444.0$$

- Find the 99% confidence limits of (i) the true mean and (ii) the true standard deviation of the probability distribution of X . Assume that X is a normally distributed random variable.
- Test the hypothesis that the true mean of the probability distribution of X is not significantly different from 31.0 MegaPascals. Let $\alpha = 0.05$.
- Test the hypothesis that the true standard deviation of the probability distribution of X is not significantly different from 1.3 MegaPascals. Let $\alpha = 0.05$.

6. (A) A random sample of 625 measurements of the weight W of the 30cms*30cms ceramic tiles manufactured by Alexandria Tiles yielded a mean weight of 1,300.0 grammes and a standard deviation equal to 5.0 grammes.

- (a) Test the hypothesis that the mean weight of this type of tile is not significantly different from 1,300.5 grammes. Let $\alpha = 0.05$. Assume that W is a normally distributed random variable.
- (b) The following is an interesting and useful way of finding an approximate $(1-\alpha)100\%$ confidence interval of the standard deviation σ when the sample is large:

$$\frac{s}{1 + \frac{z_{\alpha/2}}{\sqrt{2n}}} < \sigma < \frac{s}{1 - \frac{z_{\alpha/2}}{\sqrt{2n}}}$$

Use this result to test the hypothesis at the $\alpha = 0.05$ level that the true standard deviation σ is not significantly different from 6.0 grammes.

6.(B) A nation wide survey carried out on behalf of the Concerned Citizens Association revealed that 1,200 citizens out of a random sample of 2,500 were not satisfied with the quality of the roads.

- (a) Test the hypothesis that the proportion of citizens who are not satisfied with the quality of the roads is not significantly different from 0.5. Let $\alpha = 0.05$.
- (b) How large should the sample be if we wish to know the true proportion of satisfied citizens with an error of 0.01 and 99% confidence?

7. Professor Lighthouse, a respected professor of Electrical Engineering, was hired by the Consumers Association to test the performance of two equally priced fluorescent light bulbs manufactured by two competing companies. Initially thirteen bulbs were randomly selected and tested under strict conditions. However, due to some unforeseen circumstances, one result had to be discarded. The remaining results of these tests were as follows (Note: The results are in hours)

	Make A	Make B
Sample size	$n_A = 13$	$n_B = 12$
Sample Mean	$m_A = 10,000$	$m_B = 9,900$
Sample Standard deviation	$s_A = 110.0$	$s_B = 85.0$

- (a) Test the hypothesis that the variability of the performance of bulbs from Make A is not significantly different from that of Make B. Let $\alpha=0.05$. State any assumptions you need to make.
- (b) Test the hypothesis that the mean performance of bulbs of Make A is not significantly different from that obtained from Make B. Let $\alpha=0.05$.

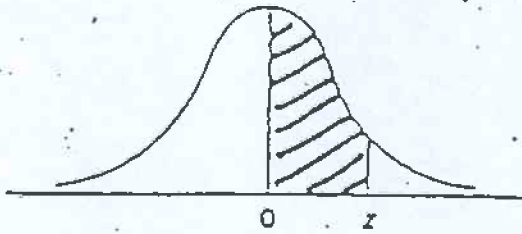
8. The following results were obtained from a study conducted on behalf of the Northern Gas Company. The variable X represents the number of people in a private single-family residence and the variable Y the gas consumption in thousands of cubic meters.

$$\sum_{i=1}^n X_i = 216.0 \quad ; \quad \sum_{i=1}^n X_i^2 = 2151.0 \quad ; \quad \sum_{i=1}^n Y_i = 360.0;$$

$$\sum_{i=1}^n Y_i^2 = 6,228.0 \quad ; \quad \sum_{i=1}^n X_i Y_i = 3,516.0 \quad ; \quad n = 24$$

- (a) Compute the coefficient of correlation r of X and Y.
- (b) Test the null hypothesis that the true coefficient of correlation ρ is not significantly different from 0.6. Let $\alpha=0.05$.
- (c) It is believed that Y and X are related by an equation of the form $Y=\beta_0 + \beta_1 X + \epsilon$. Write down the normal equations of the least squares line and then compute the estimates b_0 and b_1 of β_0 and β_1 respectively.
- (d) Compute the error sum of squares and use this information to find the 95% confidence limits of β_1 .

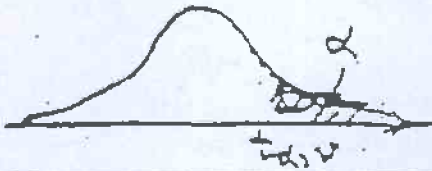
NORMAL DISTRIBUTION TABLE



$$F(z) = \frac{1}{\sqrt{2\pi}} \int_0^z e^{-t^2/2} dt$$

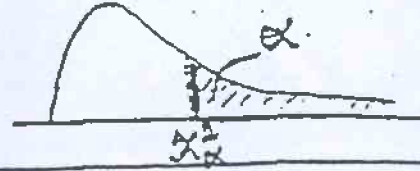
z	.00	.01	.02	.03	.04	.05	.06	.07	.08	.09
0.0	.0000	.0040	.0080	.0120	.0160	.0199	.0239	.0279	.0319	.0359
0.1	.0398	.0438	.0478	.0517	.0557	.0596	.0636	.0675	.0714	.0753
0.2	.0793	.0832	.0871	.0910	.0948	.0987	.1026	.1064	.1103	.1141
0.3	.1179	.1217	.1255	.1293	.1331	.1368	.1405	.1443	.1480	.1517
0.4	.1554	.1591	.1628	.1664	.1700	.1736	.1772	.1808	.1844	.1879
0.5	.1915	.1950	.1985	.2019	.2054	.2088	.2123	.2157	.2190	.2224
0.6	.2257	.2291	.2324	.2357	.2389	.2422	.2454	.2486	.2517	.2549
0.7	.2580	.2611	.2642	.2673	.2704	.2734	.2764	.2794	.2823	.2852
0.8	.2881	.2910	.2939	.2967	.2995	.3023	.3051	.3078	.3106	.3133
0.9	.3159	.3186	.3212	.3238	.3264	.3289	.3315	.3340	.3365	.3389
1.0	.3413	.3438	.3461	.3485	.3508	.3531	.3554	.3577	.3599	.3621
1.1	.3643	.3665	.3686	.3708	.3729	.3749	.3770	.3790	.3810	.3830
1.2	.3849	.3869	.3888	.3907	.3925	.3944	.3962	.3980	.3997	.4015
1.3	.4032	.4049	.4066	.4082	.4099	.4115	.4131	.4147	.4162	.4177
1.4	.4192	.4207	.4222	.4236	.4251	.4265	.4279	.4292	.4306	.4319
1.5	.4332	.4345	.4357	.4370	.4382	.4394	.4405	.4418	.4429	.4441
1.6	.4452	.4463	.4474	.4484	.4495	.4505	.4515	.4525	.4535	.4545
1.7	.4554	.4564	.4573	.4582	.4591	.4599	.4608	.4616	.4625	.4633
1.8	.4641	.4649	.4656	.4664	.4671	.4678	.4686	.4693	.4699	.4706
1.9	.4713	.4719	.4726	.4732	.4738	.4744	.4750	.4756	.4761	.4767
2.0	.4772	.4778	.4783	.4788	.4793	.4798	.4803	.4808	.4812	.4817
2.1	.4821	.4826	.4830	.4834	.4838	.4842	.4846	.4850	.4854	.4857
2.2	.4861	.4864	.4868	.4871	.4875	.4878	.4881	.4884	.4887	.4890
2.3	.4893	.4895	.4898	.4901	.4904	.4906	.4909	.4911	.4913	.4916
2.4	.4918	.4920	.4922	.4925	.4927	.4929	.4931	.4932	.4934	.4936
2.5	.4938	.4940	.4941	.4943	.4945	.4946	.4948	.4949	.4951	.4952
2.6	.4953	.4955	.4956	.4957	.4959	.4960	.4961	.4962	.4963	.4964
2.7	.4965	.4966	.4967	.4968	.4969	.4970	.4971	.4972	.4973	.4974
2.8	.4974	.4975	.4976	.4977	.4977	.4978	.4979	.4979	.4980	.4981
2.9	.4981	.4982	.4982	.4983	.4984	.4984	.4985	.4985	.4986	.4986
3.0	.4987	.4987	.4987	.4988	.4988	.4989	.4989	.4989	.4990	.4990

t - DISTRIBUTION



v	$\alpha = 0.100$	$\alpha = 0.050$	$\alpha = 0.025$	$\alpha = 0.010$	$\alpha = 0.005$	v
1	1.072	6.314	12.706	31.821	63.657	1
2	1.886	2.920	4.303	6.965	9.925	2
3	1.638	2.353	3.182	4.541	5.841	3
4	1.523	2.132	2.776	3.747	4.604	4
5	1.476	2.015	2.571	3.365	4.032	5
6	1.440	1.943	2.447	3.143	3.707	6
7	1.415	1.895	2.365	2.998	3.499	7
8	1.397	1.860	2.306	2.896	3.355	8
9	1.383	1.833	2.262	2.821	3.250	9
10	1.372	1.812	2.228	2.764	3.169	10
11	1.363	1.796	2.201	2.718	3.106	11
12	1.356	1.782	2.179	2.681	3.055	12
13	1.350	1.771	2.160	2.650	3.012	13
14	1.345	1.761	2.145	2.624	2.977	14
15	1.341	1.753	2.131	2.602	2.947	15
16	1.337	1.746	2.120	2.583	2.921	16
17	1.333	1.740	2.110	2.567	2.898	17
18	1.330	1.734	2.101	2.552	2.878	18
19	1.328	1.729	2.093	2.539	2.861	19
20	1.325	1.725	2.086	2.528	2.845	20
21	1.323	1.721	2.080	2.518	2.831	21
22	1.321	1.717	2.074	2.508	2.819	22
23	1.319	1.714	2.069	2.500	2.807	23
24	1.318	1.711	2.064	2.492	2.797	24
25	1.316	1.708	2.060	2.485	2.787	25
26	1.315	1.706	2.056	2.479	2.779	26
27	1.314	1.703	2.052	2.473	2.771	27
28	1.313	1.701	2.048	2.467	2.763	28
29	1.311	1.699	2.045	2.462	2.756	29
30	1.262	1.645	1.950	2.326	2.576	30

THE CHI-SQUARE DISTRIBUTION



Probability that chi-square value will be exceeded

	.995	.990	.975	.950	.050	.025	.010	.005
1	---	---	---	.004	3.84	5.02	6.63	7.88
2	.01	.02	.05	.10	5.99	7.38	9.21	10.50
3	.07	.11	.22	.35	7.81	9.35	11.34	12.84
4	.21	.30	.48	.71	9.49	11.14	13.28	14.86
5	.41	.55	.83	1.15	11.07	12.83	15.09	16.75
6	.58	.87	1.24	1.64	12.59	14.45	16.81	18.55
7	.99	1.24	1.59	2.17	14.07	16.01	18.48	20.28
8	1.34	1.65	2.18	2.73	15.51	17.53	20.09	21.96
9	1.73	2.09	2.70	3.33	16.92	19.02	21.57	23.59
10	2.16	2.56	3.25	3.94	18.31	20.48	23.21	25.19
11	2.60	3.05	3.62	4.57	19.68	21.92	24.72	26.76
12	3.07	3.57	4.40	5.23	21.03	23.34	26.22	28.30
13	3.57	4.11	5.01	5.89	22.36	24.74	27.69	29.82
14	4.07	4.66	5.53	6.57	23.68	26.12	29.14	31.32
15	4.60	5.23	6.26	7.26	25.00	27.49	30.58	32.80
16	5.14	5.81	6.91	7.96	26.30	28.85	32.00	34.27
17	5.70	6.41	7.56	8.67	27.59	30.19	33.41	35.72
18	6.26	7.01	8.23	9.39	28.87	31.53	34.81	37.16
19	6.84	7.63	8.91	10.12	30.14	32.85	36.19	38.58
20	7.43	8.26	9.59	10.85	31.41	34.17	37.57	40.00
21	8.03	8.90	10.28	11.59	32.67	35.48	38.93	41.40
22	8.64	9.54	10.98	12.34	33.92	36.78	40.29	42.80
23	9.26	10.20	11.69	13.09	35.17	38.08	41.64	44.18
24	9.89	10.86	12.40	13.85	36.42	39.36	42.98	45.55
25	10.52	11.52	13.12	14.61	37.65	40.65	44.31	46.93
26	11.16	12.20	13.84	15.38	38.89	41.92	45.64	48.29
27	11.81	12.88	14.57	16.15	40.11	43.19	46.96	49.64
28	12.46	13.56	15.31	16.93	41.34	44.46	48.23	50.99
29	13.12	14.26	16.05	17.71	42.56	45.72	49.59	52.34
30	13.79	14.95	16.79	18.49	43.77	46.98	50.89	53.67
40	20.71	22.16	24.43	26.51	55.76	59.34	63.69	66.77
50	27.99	29.71	32.36	34.76	67.50	71.42	76.15	79.49
60	35.53	37.48	40.48	43.19	79.08	83.30	88.33	91.95
70	43.28	45.44	48.76	51.74	90.53	95.02	100.43	104.22
80	51.17	53.54	57.15	60.39	101.88	106.63	112.33	116.32
90	59.20	61.75	65.65	69.13	113.14	118.14	124.12	129.30
100	67.33	70.06	74.22	77.93	124.34	129.56	135.81	140.17

F - DISTRIBUTION




Upper 1% points

ν_1	1	2	3	4	5	6	7	8	9	10	12	15	20	24	30	40	60	120	∞
1	4052	4999.5	5403	5635	5764	5839	5928	5982	6022	6056	6106	6157	6209	6235	6261	6287	6313	6339	6366
2	38.50	99.00	99.17	99.25	99.30	99.33	99.36	99.37	99.39	99.40	99.41	99.41	99.42	99.43	99.44	99.44	99.44	99.44	99.44
3	34.12	30.82	29.46	28.71	28.24	27.91	27.67	27.49	27.35	27.23	27.05	26.87	26.69	26.50	26.32	26.14	25.96	25.78	25.60
4	31.20	18.00	16.69	15.98	15.32	15.21	14.98	14.80	14.66	14.55	14.37	14.20	14.02	13.84	13.65	13.46	13.28	13.10	12.92
5	16.26	13.27	12.06	11.39	10.97	10.67	10.46	10.29	10.16	10.05	9.89	9.72	9.55	9.38	9.20	9.02	8.84	8.66	8.48
6	13.75	10.92	9.78	9.15	8.75	8.47	8.26	8.10	7.98	7.87	7.72	7.56	7.40	7.23	7.06	6.88	6.70	6.52	6.34
7	12.25	9.53	8.45	7.85	7.46	7.19	6.99	6.84	6.72	6.62	6.47	6.31	6.16	6.01	5.82	5.65	5.47	5.29	5.11
8	11.26	8.65	7.59	7.01	6.63	6.37	6.18	6.03	5.91	5.81	5.67	5.52	5.36	5.21	5.01	4.84	4.65	4.47	4.29
9	10.56	8.02	6.99	6.42	6.06	5.80	5.61	5.47	5.35	5.26	5.11	4.96	4.81	4.63	4.44	4.26	4.07	3.89	3.71
10	10.04	7.56	6.55	5.99	5.64	5.39	5.20	5.06	4.94	4.85	4.71	4.56	4.41	4.23	4.04	3.86	3.67	3.49	3.31
11	9.65	7.21	6.22	5.67	5.32	5.07	4.89	4.74	4.63	4.54	4.40	4.25	4.10	3.92	3.73	3.55	3.36	3.18	3.00
12	9.33	6.93	5.95	5.41	5.06	4.82	4.64	4.50	4.39	4.30	4.16	4.01	3.86	3.68	3.49	3.31	3.12	2.94	2.76
13	9.07	6.70	5.74	5.21	4.86	4.62	4.44	4.30	4.19	4.10	3.96	3.81	3.66	3.48	3.29	3.11	2.92	2.74	2.56
14	8.86	6.51	5.56	5.04	4.69	4.46	4.28	4.14	4.03	3.94	3.80	3.66	3.51	3.33	3.14	2.96	2.77	2.59	2.41
15	8.68	6.36	5.42	4.89	4.56	4.32	4.14	4.00	3.89	3.80	3.67	3.52	3.37	3.19	3.00	2.82	2.63	2.45	2.27
16	8.53	6.23	5.29	4.77	4.44	4.20	4.03	3.89	3.78	3.69	3.55	3.41	3.26	3.08	2.89	2.71	2.52	2.34	2.16
17	8.40	6.11	5.18	4.67	4.34	4.10	3.93	3.79	3.68	3.59	3.46	3.31	3.16	2.98	2.79	2.61	2.42	2.24	2.06
18	8.29	6.01	5.09	4.58	4.25	4.01	3.84	3.71	3.60	3.51	3.37	3.23	3.08	2.90	2.71	2.53	2.34	2.16	1.98
19	8.18	5.93	5.01	4.50	4.17	3.94	3.77	3.63	3.52	3.43	3.30	3.15	3.00	2.82	2.63	2.45	2.26	2.08	1.90
20	8.10	5.85	4.94	4.43	4.10	3.87	3.70	3.56	3.46	3.37	3.23	3.09	2.94	2.76	2.57	2.39	2.20	2.02	1.84
21	8.02	5.78	4.87	4.37	4.04	3.81	3.64	3.51	3.40	3.31	3.17	3.03	2.88	2.70	2.51	2.33	2.14	1.96	1.78
22	7.95	5.72	4.82	4.31	3.99	3.76	3.59	3.45	3.35	3.26	3.12	2.98	2.83	2.65	2.46	2.28	2.09	1.91	1.73
23	7.88	5.66	4.76	4.26	3.94	3.71	3.54	3.41	3.30	3.21	3.07	2.93	2.78	2.60	2.41	2.23	2.04	1.86	1.68
24	7.82	5.61	4.72	4.22	3.90	3.67	3.50	3.36	3.26	3.17	3.03	2.89	2.74	2.56	2.37	2.19	2.00	1.82	1.64
25	7.77	5.57	4.68	4.18	3.85	3.63	3.46	3.32	3.22	3.13	2.99	2.85	2.70	2.52	2.33	2.15	1.96	1.78	1.60
26	7.72	5.53	4.64	4.14	3.82	3.59	3.42	3.29	3.18	3.09	2.96	2.81	2.66	2.48	2.29	2.11	1.92	1.74	1.56
27	7.68	5.49	4.60	4.11	3.78	3.56	3.39	3.26	3.15	3.06	2.91	2.78	2.63	2.45	2.26	2.08	1.89	1.71	1.53
28	7.64	5.45	4.57	4.07	3.75	3.53	3.36	3.23	3.12	3.03	2.90	2.75	2.60	2.42	2.23	2.05	1.86	1.68	1.50
29	7.60	5.42	4.54	4.04	3.73	3.50	3.33	3.20	3.09	3.00	2.87	2.73	2.57	2.40	2.21	2.03	1.84	1.66	1.48
30	7.56	5.39	4.51	4.02	3.70	3.47	3.30	3.17	3.07	2.98	2.84	2.70	2.55	2.37	2.18	2.00	1.81	1.63	1.45
40	7.31	5.18	4.31	3.83	3.51	3.29	3.12	2.99	2.89	2.80	2.66	2.52	2.37	2.19	2.00	1.82	1.63	1.45	1.27
60	7.08	4.98	4.11	3.65	3.34	3.12	2.95	2.82	2.72	2.63	2.50	2.35	2.20	2.02	1.83	1.65	1.46	1.28	1.10
120	6.85	4.79	3.95	3.48	3.17	2.96	2.79	2.66	2.56	2.47	2.34	2.19	2.03	1.85	1.66	1.48	1.29	1.11	0.93
∞	6.63	4.61	3.78	3.32	3.02	2.80	2.64	2.51	2.41	2.32	2.18	2.04	1.88	1.70	1.51	1.33	1.14	0.96	0.78

F - DISTRIBUTION

04-BS-2 MAY 2013

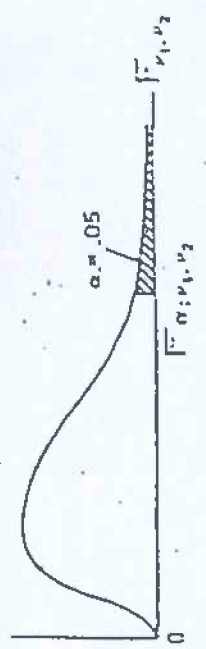


Upper 2.5% points

v_1	1	2	3	4	5	6	7	8	9	10	12	15	20	24	30	40	60	100	120	∞
1	647.8	799.5	864.2	899.6	921.8	937.1	948.2	956.7	963.3	968.6	976.7	984.9	993.1	997.2	1001	1006	1010	1014	1018	1018
2	18.51	39.00	39.17	39.35	39.53	39.73	39.96	40.20	40.44	40.68	40.92	41.16	41.40	41.64	41.88	42.12	42.36	42.60	42.84	43.08
3	17.44	16.04	15.44	15.10	14.88	14.73	14.62	14.54	14.47	14.42	14.34	14.25	14.17	14.12	14.08	14.04	13.99	13.95	13.91	13.86
4	12.22	10.65	9.98	9.60	9.36	9.20	9.07	8.98	8.90	8.84	8.75	8.66	8.56	8.51	8.46	8.41	8.36	8.31	8.26	8.21
5	10.01	8.43	7.76	7.39	7.15	6.98	6.85	6.76	6.68	6.62	6.52	6.43	6.33	6.28	6.23	6.18	6.12	6.07	6.02	5.97
6	8.81	7.26	6.60	6.23	5.99	5.82	5.70	5.60	5.52	5.46	5.37	5.27	5.17	5.12	5.07	5.01	4.96	4.90	4.85	4.80
7	8.07	6.54	5.89	5.52	5.29	5.12	4.99	4.90	4.82	4.76	4.67	4.57	4.47	4.42	4.36	4.31	4.25	4.20	4.14	4.09
8	7.57	6.06	5.42	5.05	4.82	4.65	4.53	4.43	4.36	4.30	4.20	4.10	4.00	3.95	3.89	3.84	3.78	3.73	3.67	3.62
9	7.21	5.71	5.08	4.72	4.48	4.32	4.20	4.10	4.03	3.96	3.87	3.77	3.67	3.61	3.56	3.51	3.45	3.39	3.33	3.28
10	6.94	5.46	4.83	4.47	4.24	4.07	3.95	3.85	3.78	3.72	3.62	3.52	3.42	3.37	3.31	3.26	3.20	3.14	3.08	3.03
11	6.72	5.26	4.63	4.28	4.04	3.88	3.76	3.66	3.59	3.53	3.43	3.33	3.23	3.17	3.12	3.06	3.00	2.94	2.88	2.83
12	6.55	5.10	4.47	4.12	3.89	3.73	3.61	3.51	3.44	3.37	3.28	3.18	3.07	3.02	2.96	2.91	2.85	2.79	2.72	2.67
13	6.41	4.97	4.35	4.00	3.77	3.60	3.48	3.39	3.31	3.25	3.15	3.05	2.95	2.89	2.84	2.78	2.72	2.66	2.60	2.55
14	6.30	4.86	4.24	3.89	3.66	3.50	3.38	3.29	3.21	3.15	3.05	2.95	2.84	2.79	2.73	2.67	2.61	2.55	2.49	2.44
15	6.20	4.77	4.15	3.80	3.58	3.41	3.29	3.20	3.12	3.06	2.96	2.86	2.76	2.70	2.64	2.59	2.52	2.46	2.40	2.35
16	6.12	4.69	4.08	3.73	3.50	3.34	3.22	3.12	3.05	2.99	2.89	2.79	2.68	2.63	2.57	2.51	2.45	2.38	2.32	2.27
17	6.04	4.62	4.01	3.66	3.44	3.28	3.16	3.06	2.98	2.92	2.82	2.72	2.62	2.56	2.50	2.44	2.38	2.32	2.26	2.21
18	5.98	4.56	3.95	3.61	3.38	3.22	3.10	3.01	2.93	2.87	2.77	2.67	2.56	2.50	2.44	2.38	2.32	2.26	2.20	2.15
19	5.92	4.51	3.90	3.56	3.33	3.17	3.05	2.96	2.88	2.82	2.72	2.62	2.51	2.45	2.39	2.33	2.27	2.21	2.15	2.10
20	5.87	4.46	3.86	3.51	3.29	3.13	3.01	2.91	2.84	2.77	2.68	2.57	2.46	2.41	2.35	2.29	2.22	2.16	2.09	2.04
21	5.83	4.42	3.82	3.48	3.25	3.09	2.97	2.87	2.80	2.73	2.64	2.53	2.42	2.37	2.31	2.25	2.18	2.11	2.04	1.99
22	5.79	4.38	3.78	3.44	3.22	3.05	2.93	2.84	2.76	2.70	2.60	2.50	2.39	2.33	2.27	2.21	2.14	2.08	2.00	1.95
23	5.75	4.35	3.75	3.41	3.18	3.02	2.90	2.81	2.73	2.67	2.57	2.47	2.36	2.30	2.24	2.18	2.11	2.04	1.97	1.91
24	5.72	4.32	3.72	3.38	3.15	2.99	2.87	2.78	2.70	2.64	2.54	2.44	2.33	2.27	2.21	2.15	2.08	2.01	1.94	1.88
25	5.69	4.29	3.69	3.35	3.12	2.97	2.85	2.75	2.68	2.61	2.51	2.41	2.30	2.24	2.18	2.12	2.05	1.98	1.91	1.85
26	5.66	4.27	3.67	3.33	3.10	2.94	2.82	2.73	2.65	2.59	2.49	2.39	2.28	2.22	2.16	2.09	2.03	1.95	1.88	1.82
27	5.61	4.24	3.65	3.31	3.08	2.92	2.80	2.71	2.63	2.57	2.47	2.36	2.25	2.19	2.13	2.07	2.00	1.93	1.85	1.79
28	5.61	4.21	3.63	3.29	3.06	2.90	2.78	2.69	2.61	2.55	2.45	2.34	2.23	2.17	2.11	2.05	1.98	1.91	1.83	1.77
29	5.59	4.20	3.61	3.27	3.04	2.88	2.76	2.67	2.59	2.53	2.43	2.32	2.21	2.15	2.09	2.03	1.96	1.89	1.81	1.75
30	5.57	4.18	3.59	3.25	3.03	2.87	2.75	2.65	2.57	2.51	2.41	2.31	2.20	2.14	2.07	2.01	1.94	1.87	1.79	1.73
40	5.42	4.05	3.46	3.13	2.90	2.74	2.62	2.53	2.45	2.39	2.29	2.18	2.07	2.01	1.94	1.88	1.80	1.72	1.64	1.58
60	5.29	3.95	3.34	3.01	2.79	2.63	2.51	2.41	2.33	2.27	2.17	2.06	1.94	1.88	1.82	1.74	1.67	1.58	1.48	1.41
120	5.15	3.80	3.23	2.89	2.67	2.52	2.39	2.30	2.22	2.16	2.05	1.94	1.82	1.76	1.69	1.61	1.53	1.43	1.31	1.22
∞	5.02	3.69	3.12	2.79	2.57	2.41	2.29	2.19	2.11	2.05	1.94	1.83	1.71	1.64	1.57	1.48	1.39	1.27	1.00	1.00

04-BS-2 MAY 2013

F - DISTRIBUTION



Upper 5% points

v_1	1	2	3	4	5	6	7	8	9	10	12	15	20	24	30	40	60	170	v_2
1	161.4	199.5	215.7	224.6	230.2	234.0	236.8	238.9	240.5	241.9	243.9	245.9	248.0	249.1	250.2	251.1	252.2	253.3	254.3
2	18.51	19.00	19.16	19.25	19.30	19.33	19.35	19.37	19.38	19.40	19.41	19.43	19.45	19.45	19.46	19.47	19.48	19.49	19.50
3	10.13	9.55	9.28	9.12	9.01	8.94	8.89	8.85	8.81	8.79	8.74	8.70	8.66	8.64	8.62	8.59	8.57	8.55	8.53
4	7.71	6.94	6.59	6.39	6.26	6.16	6.09	6.04	6.00	5.96	5.91	5.86	5.80	5.77	5.75	5.72	5.69	5.66	5.63
5	6.61	5.79	5.41	5.19	5.05	4.95	4.88	4.82	4.77	4.74	4.68	4.62	4.56	4.53	4.50	4.46	4.43	4.40	4.36
6	5.99	5.14	4.76	4.53	4.39	4.28	4.21	4.15	4.10	4.06	4.00	3.94	3.87	3.84	3.81	3.77	3.74	3.70	3.67
7	5.59	4.74	4.35	4.12	3.97	3.87	3.79	3.73	3.68	3.64	3.57	3.51	3.44	3.41	3.38	3.34	3.30	3.27	3.23
8	5.32	4.46	4.07	3.84	3.69	3.58	3.50	3.44	3.39	3.35	3.28	3.22	3.15	3.12	3.08	3.04	3.01	2.97	2.93
9	5.12	4.26	3.86	3.63	3.48	3.37	3.29	3.23	3.18	3.14	3.07	3.01	2.94	2.90	2.86	2.81	2.79	2.75	2.71
10	4.96	4.10	3.71	3.48	3.33	3.22	3.14	3.07	3.02	2.98	2.91	2.85	2.77	2.74	2.70	2.66	2.62	2.58	2.54
11	4.84	3.98	3.59	3.36	3.20	3.09	3.01	2.95	2.90	2.85	2.79	2.73	2.65	2.61	2.57	2.53	2.49	2.45	2.40
12	4.75	3.89	3.49	3.26	3.11	3.00	2.91	2.85	2.80	2.75	2.69	2.62	2.54	2.51	2.47	2.43	2.38	2.34	2.30
13	4.67	3.81	3.41	3.18	3.03	2.92	2.83	2.77	2.71	2.67	2.60	2.53	2.46	2.42	2.38	2.34	2.30	2.25	2.21
14	4.60	3.74	3.34	3.11	2.96	2.85	2.76	2.70	2.65	2.60	2.53	2.46	2.39	2.35	2.31	2.27	2.22	2.18	2.13
15	4.54	3.68	3.29	3.06	2.90	2.79	2.71	2.64	2.59	2.54	2.48	2.40	2.33	2.29	2.25	2.20	2.16	2.11	2.07
16	4.49	3.63	3.24	3.01	2.85	2.74	2.66	2.59	2.54	2.49	2.42	2.35	2.28	2.24	2.19	2.15	2.11	2.06	2.01
17	4.45	3.59	3.20	2.96	2.81	2.70	2.61	2.55	2.49	2.45	2.38	2.31	2.23	2.19	2.15	2.10	2.06	2.01	1.96
18	4.41	3.55	3.16	2.93	2.77	2.66	2.58	2.51	2.46	2.41	2.34	2.27	2.19	2.15	2.11	2.06	2.02	1.97	1.92
19	4.38	3.52	3.13	2.90	2.74	2.63	2.54	2.48	2.42	2.38	2.31	2.23	2.16	2.11	2.07	2.03	1.98	1.93	1.88
20	4.35	3.49	3.10	2.87	2.71	2.60	2.51	2.45	2.39	2.35	2.28	2.20	2.12	2.08	2.04	1.99	1.95	1.90	1.84
21	4.32	3.47	3.07	2.84	2.68	2.57	2.49	2.42	2.37	2.32	2.25	2.18	2.10	2.05	2.01	1.96	1.92	1.87	1.81
22	4.30	3.44	3.05	2.82	2.66	2.55	2.46	2.40	2.34	2.30	2.23	2.15	2.07	2.03	1.98	1.94	1.89	1.84	1.78
23	4.28	3.42	3.03	2.80	2.64	2.53	2.44	2.37	2.32	2.27	2.20	2.13	2.05	2.01	1.96	1.91	1.86	1.81	1.76
24	4.26	3.40	3.01	2.78	2.62	2.51	2.42	2.36	2.30	2.25	2.18	2.11	2.03	1.98	1.94	1.89	1.84	1.79	1.73
25	4.24	3.39	2.99	2.76	2.60	2.49	2.40	2.34	2.28	2.24	2.16	2.09	2.01	1.96	1.92	1.87	1.82	1.77	1.71
26	4.21	3.37	2.98	2.74	2.59	2.47	2.39	2.32	2.27	2.22	2.15	2.07	1.99	1.95	1.90	1.85	1.80	1.75	1.69
27	4.21	3.35	2.96	2.73	2.57	2.46	2.37	2.31	2.25	2.20	2.13	2.06	1.97	1.93	1.88	1.84	1.79	1.73	1.67
28	4.20	3.34	2.95	2.71	2.56	2.45	2.36	2.29	2.24	2.19	2.12	2.04	1.96	1.91	1.87	1.82	1.77	1.71	1.65
29	4.18	3.33	2.93	2.70	2.55	2.43	2.35	2.28	2.23	2.18	2.10	2.03	1.94	1.90	1.85	1.81	1.75	1.70	1.64
30	4.17	3.32	2.92	2.69	2.53	2.42	2.33	2.27	2.21	2.16	2.09	2.01	1.92	1.89	1.84	1.79	1.74	1.68	1.62
40	4.08	3.23	2.84	2.61	2.45	2.34	2.25	2.18	2.12	2.08	2.00	1.92	1.84	1.79	1.74	1.69	1.64	1.58	1.51
60	4.00	3.15	2.76	2.53	2.37	2.25	2.17	2.10	2.04	2.00	1.92	1.84	1.75	1.70	1.65	1.59	1.53	1.47	1.39
120	3.92	3.07	2.68	2.45	2.29	2.17	2.09	2.02	1.96	1.91	1.83	1.75	1.66	1.61	1.55	1.50	1.43	1.35	1.25
∞	3.84	3.00	2.60	2.37	2.21	2.10	2.01	1.94	1.88	1.83	1.75	1.67	1.57	1.52	1.46	1.39	1.31	1.22	1.00