

CANDIDATE GUIDE FOR ONLINE EXAMINATIONS

LAST UPDATED: AUGUST 29, 2024



ENGINEERS &
GEOSCIENTISTS
BRITISH COLUMBIA

In partnership with:



The Association of Professional
Engineers and Geoscientists of Alberta



Professional Engineers
Ontario

And supporting:



A P E G S
Association of Professional Engineers
& Geoscientists of Saskatchewan



Engineers
NOVA SCOTIA

ENGINEERS
GEOSCIENTISTS
New Brunswick
INGÉNIEURS
GÉOSCIENTIFIQUES
Nouveau Brunswick

Engineers Yukon

PGO
PROFESSIONAL GEOSCIENTISTS ONTARIO

EngineersPEI

TABLE OF CONTENTS

1.0	REQUIREMENTS	1
1.1	MINIMUM SYSTEM REQUIREMENTS	1
1.2	TESTING ENVIRONMENT AND EQUIPMENT	1
2.0	BEFORE THE DAY OF YOUR EXAM	2
2.1	CREATE YOUR ACCOUNT WITH EPROCTOR	3
2.2	ACCESS YOUR EXAM ACCOUNT	4
2.3	ASSESSBANK EXAMINATION PLATFORM – PREVIEW	4
3.0	EXAM DAY RULES	6
3.1	EXAM DAY RULES REGARDING PROHIBITED DEVICES	6
	ACADEMIC MISCONDUCT	7
4.0	ON THE DAY OF THE EXAM	8
4.1	CONNECTING TO EPROCTOR CANADA	8
4.2	WHAT TO EXPECT ONCE YOU HAVE CONNECTED WITH A LIVE PROCTOR: UPLOADING CALCULATIONS/PAPER SOLUTIONS	9 9
5.0	FREQUENTLY ASKED QUESTIONS	10

For the most up-to-date information on the status of technical exams, please visit:
<https://www.egbc.ca/Registration/Individual-Registrants/How-to-Apply/Examinations-Seminars/Academic-Examinations/Status-of-Online-Academic-Exams>

Please review this candidate guide to ensure that you are equipped and prepared to take the exam before your sitting date. This guide applies to candidates registered for technical exams for the following participating bodies:

- Engineers and Geoscientists BC (EGBC)
- Association of Professional Engineers and Geoscientists Alberta (APEGA)
- Association of Professional Engineers and Geoscientists Saskatchewan (APEGS)
- Professional Engineers Ontario (PEO)
- Engineers Nova Scotia (APENS)
- Professional Engineers and Geoscientists Newfoundland and Labrador (PEGNL)
- Engineers Yukon (APEY)
- Association of Professional Engineers & Geoscientists NB (APEGNB)
- Professional Geoscientists Ontario (PGO)
- Engineers PEI (EPEI)

1.0 REQUIREMENTS

1.1 MINIMUM SYSTEM REQUIREMENTS

With virtual proctoring, you are required to use a desktop or laptop with strong and stable internet connections. [AssessBank](#) and [eProctor Canada](#) are the exam platform and virtual proctor providers. Both services and servers are hosted in Canada.

- It is highly recommended that you conduct a [Speed Test](#) to ensure your internet speeds meet the requirements to complete your exam with eProctor Canada. eProctor network requirements are: 2.5 Mbps minimum upload speeds and 2.5 Mbps minimum download speeds.
- Ensure that you are using a modern browser:
 - Chrome – recent version
 - Firefox – recent version
 - Safari – recent version
 - Edge – recent version
- Operating system minimum requirements:
 - Windows: Windows 7 or later; or
 - Mac: OS X 10.9 or later

1.2 TESTING ENVIRONMENT AND EQUIPMENT

It is required that you:

- Take the exam alone in a private room with stable, high-speed internet.

Please note it is strongly recommended that candidates take the exam at home (work or public internet connections may use VPN services that interrupt the connection).

- Use a desktop computer or laptop.

Do not use a mobile device or a tablet to access the exam as it is incompatible with the virtual proctoring requirements.

*It is recommended to use a **personal** computer/laptop to minimize potential interruptions due to firewalls or software restrictions, which are more commonly found on work issued devices.*

- Use a webcam with a microphone (or separate microphone) for the examination.
- A physical monitor to display the exam. The exam cannot be displayed using a projector.

Note for technical issues and interruptions: Issues and interruptions due to firewalls, restricted software, internet speeds and/or other compatibility issues with your device (personal or work) are the responsibility of the candidate.

Note for special accommodations: If you require modifications to the testing environment or how you need to complete your examination, you must request the special accommodation(s) before the registration deadline. Special accommodations may require a medical assessment or doctor's note to be granted. Please contact your Association for more information.

2.0 BEFORE THE DAY OF YOUR EXAM

FOR FALL 2024 (October – December) candidates – the exam schedule has been posted at <https://www.egbc.ca/getmedia/b82fa5f9-054b-449e-ad3a-de53f02b131f/Exam-Schedule.pdf>.

IMPORTANT NOTICE: For the Fall 2024 session, exam booking, and exam day procedures have been updated. Please read the following carefully:
<https://www.egbc.ca/getmedia/2c833a04-070c-49a9-9bb3-ba40ee7e156a/Important-Updates-and-Changes-to-the-Fall-2024-Session.pdf>.

STEPS TO COMPLETE BEFORE YOUR EXAM DAY

1. Ensure that you meet the Testing Environment, System, and Equipment Requirements
2. Create your account with eProctor.
eProctor will confirm your date and time via email.

(NEW!) For Fall 2024, exam candidates must complete this step by September 6, 2024. If you do not complete this step, you will not be registered for your examination date.

3. Access your exam account through Assessbank and familiarize yourself with the testing platform.
4. Go to www.eproctorcanada.com and download the latest version of the software.
5. Read Examination Day Rules and Exam Misconduct Sections of the Candidate Guide.
6. Read [Written Solutions Policy](#).

7. Read Do's and Don't's of Virtual Examinations.
8. Make note of your examination's format and list of aids.

If your examination requires printed reference materials or templates, please print these documents prior to your examination. The "Schedule and Exam Format" table on the Status of Online Exams page provides more information on this.

Steps 2, 3, and 5 are discussed in further detail below. Please read these sections carefully to learn more about how to complete these steps.

2.1 CREATE YOUR ACCOUNT WITH EPROCTOR

IMPORTANT NOTICE: Candidates do not need to book for their exam. However, candidates must create a new eProctor Canada account or confirm their existing account by **September 6, 2024**.

Candidates with an eProctor account will be automatically registered for their examination date and eProctor Canada will send confirmation emails by mid-September with details of your exam time and date. **It is important to check your junk email folder to ensure that the email is not accidentally filed there.** Should you not receive the confirmation email by mid-September, you should contact support@eproctorcanada.com and request that the confirmation email is re-sent to you.

HOW TO CREATE YOUR ACCOUNT

1. If you are a NEW exam candidate (i.e. you have not taken an online technical exam before)
 - A) Visit the proctoring site at <https://www.eproctorcanada.com/>
 - B) Create a new account using your email address that you registered with your regulator.
 - C) For Fall 2024 exam candidates, complete the account setup by **Friday, September 6, 2024**. This is important. If you do not have an account setup, we will not be able to book you into your time slot.
 - D) Set your time zone in your eProctor account (and double check your computer time zone as well). This is to avoid issues with booking times.
 - E) If you have issues with the setup, please contact eProctor's support team at support@eproctorcanada.com.
2. If you have an existing eProctor account (i.e. you have taken an online technical exam after 2020)
 - A) You do not need to create a new account. However, you **MUST** double check that your email in your eProctor account matches the email you used to registered for your exam with your regulator by Friday, September 6, 2024.

IMPORTANT: if the emails do not match, we are not able to book you for your exam. You should be able to verify which email was used by logging into your respective regulator's account.

- B) Set your time zone in your eProctor account (and double check your computer time zone as well). This is to avoid issues with booking times.

2.2 ACCESS YOUR EXAM ACCOUNT

The exam is hosted on: <https://egbc.assessbank.ca/abapp>. Your proctor will share this link with you after check-in.

Your AssessBank login credentials will be set up approximately 1 month in advance:

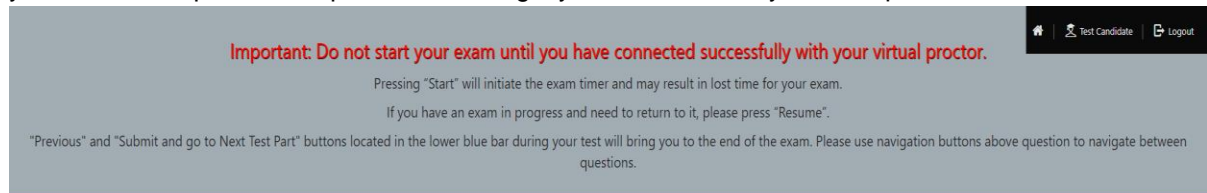
Username/Login: your email address (registered with your regulator)

Password: your password is preset using your **regulator's acronym (lowercase)** and your **date of birth (mmddyyyy)** ex. `peo_03091987` (see 'How to Access Your Examination' for guidance)

2.3 ASSESSBANK EXAMINATION PLATFORM – PREVIEW

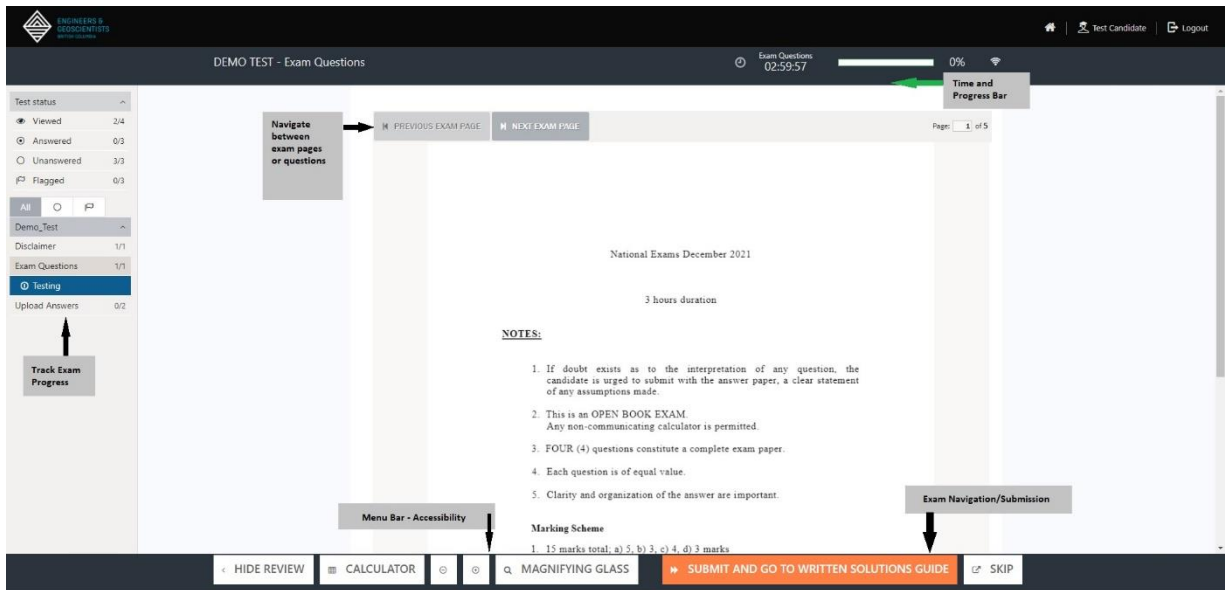
To help familiarize you with the testing format and platform features we have included a few previews of the examination platform.

Once you enter your login credentials you will be able to view all the 'Available' exams you are scheduled to take on that day. You should only access examinations once you have connected to your live online proctor. To proceed and begin your examination you must press 'Start'

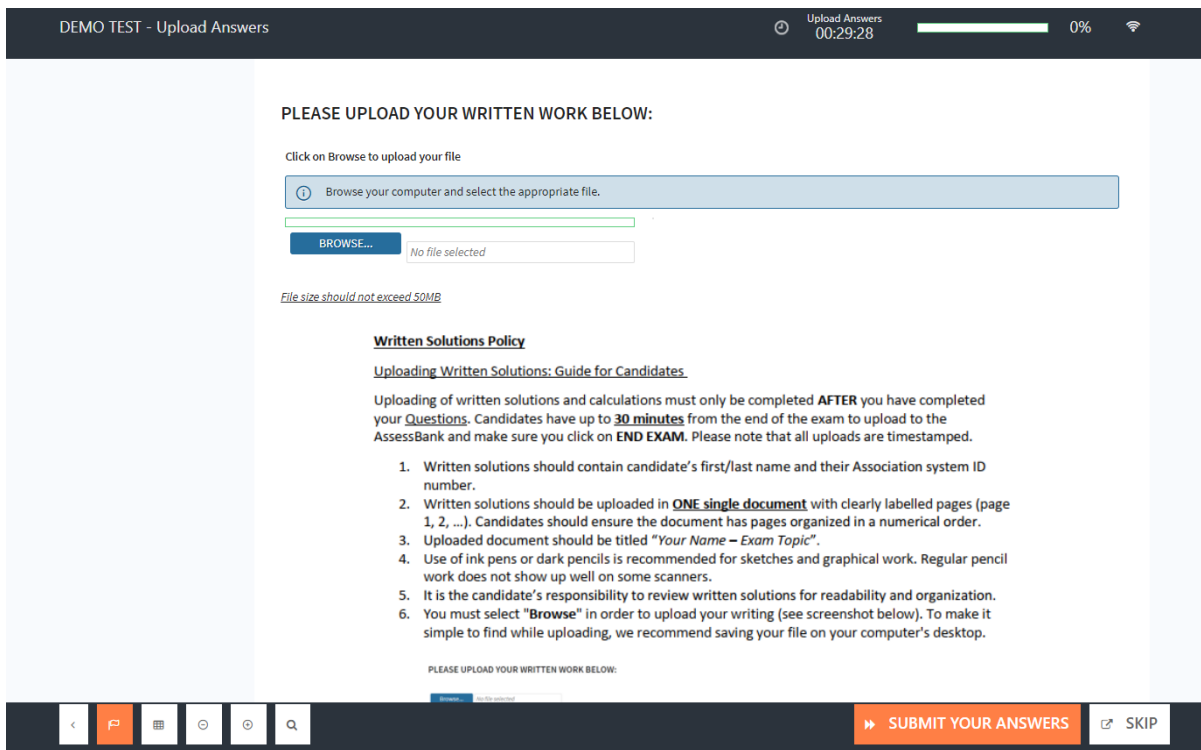


There are several features available on AssessBank platform during your examination (see the corresponding screenshot below):

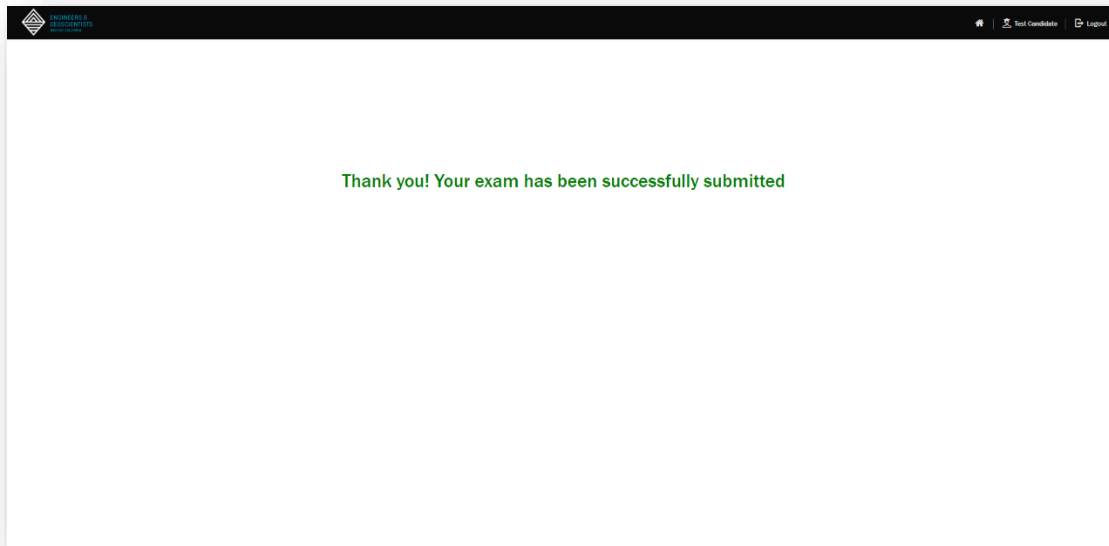
1. The left-hand side of the screen tracks your exam process or the item you are on.
2. At the top of the exam, a timer and progress bar are displayed to assist you with managing time as you progress through the exam.
3. To navigate between questions/pages, you can click the grey "Next" and "Previous" located above the question.
4. Once you have completed all the exam questions, click 'Next' in the bottom bar (in blue) to review the instructions for uploading your written solutions for marking.
5. The menu bar at the bottom allows you to use several accessibility features such as a calculator, zoom, and magnifying glass options.



6. Once you click on Submit and go to Written Solutions Guide, the proctor will disconnect, and you will have 30 minutes to scan and upload your answers (see screenshot below):



7. Once you upload your answers and submit the exam, you will see the following message. In case you do not see this message or have any technical issues, you can email your copy of written solutions to exams@egbc.ca to upload on your behalf.



3.0 EXAM DAY RULES

3.1 EXAM DAY RULES REGARDING PROHIBITED DEVICES

To ensure that no one gets an unfair advantage on test day, the virtual proctor will be monitoring each exam session for the use of cell phones and other prohibited electronic devices. Note that exam sessions are recorded for review purposes. Any perceived academic misconduct will be investigated which may result in your exam being ineligible for marking and impact your application for registration.

Prohibited devices include, but are not limited to:

- Cell phones or smartphones
- Additional laptops and monitors
- Audio players/recorders, tablets, notebooks, notepads, Google Glasses, or any other personal computing devices
- Cameras
- Unauthorized calculators
- Any devices, including digital or smart watches, that can be used to record, transmit, receive, or play back audio, photographic, text, or video content

Note that you are being recorded throughout the exam. This includes the time spent scanning and uploading your written solutions. Your proctor can make random checks to ensure there are no unauthorized aids/material on your desk.

If you are found using unauthorized aids, including electronic devices at any time during the examination, including during breaks, it is grounds for immediate dismissal and will result in an academic misconduct investigation.

At all times, be prepared to pan your webcam for the virtual proctor as he/she may ask to see your workstation surface. Only authorized aids will be permitted so be prepared to answer any questions from the virtual proctor on authorized items.

The permissible items allowed will vary depending on the specific exam format for the topic you are taking. Please refer to that format that has been communicated to you.

ACADEMIC MISCONDUCT

Inappropriate behavior during or following an exam may result in actions being taken by the invigilators, testing center or the association/regulatory body. Inappropriate behavior and exam misconduct include, but are not limited to:

- copying, producing, reproducing, removing exam questions and/or responses (in any format);
- taking notes about the exam from inside or outside the exam room;
- disclosing exam questions or responses, in whole or in part, in any form or by any means (for example, orally, in writing, electronically, on the Internet);
- giving or receiving assistance of any kind during the exam, including copying the answers of another applicant;
- taking the exam for someone else or having the exam taken for the applicant by someone else;
- using prohibited aids such as cell/mobile phones, hand-held computers or other unauthorized electronic devices, recording or photographic devices, and watches;
- using, or attempting to access prohibited study aids such as test preparation materials or unapproved study materials, textbooks, and notebooks during the exam; and
- seeking help in answering questions (in person, by phone, text, by email, etc.), engaging in disruptive disturbances or causing disturbances of any kind, and/or failing to follow invigilator instructions.

Investigations of potential academic misconduct may include requiring applicants to attend an interview or hearing led by the appropriate association/regulatory body.

Applicants who engage in inappropriate behavior or academic misconduct may, at the sole discretion of the association/regulatory body, be subject to any one or more of the following:

- reassignment by the invigilators before or during an exam of an applicant's seat or exam place;
- ejection from the exam place or online platform;
- withholding of exam results of those applicants involved until a determination has been made by the appropriate association/regulatory body whether academic misconduct occurred;
- cancellation of the score(s) of part(s) or all of the applicant's exam and recording of a "failure" result for the exam;
- special conditions imposed by the appropriate association/body's at its discretion for subsequent attempts at the exam or other future assessments of the applicant, including costs for special administration of subsequent exams for the applicant;

- denial of permission to participate in future assessments for a period of time determined by the appropriate registration/credentials committee (exams, interviews or other assessments of credentials);
- denial of registration by the appropriate associate/regulatory body;
- reporting of the misconduct to the test provider, other appropriate professional regulatory and/or legal authorities; and
- the exercise of all available legal remedies by the association/regulatory body and/or the test provider including cost recovery for the investigation and/or for the creation of new questions, general and special damages and injunctive relief.

The appropriate association/regulatory body reserves the right to cancel an assessment or exam if it has been determined that the security of the assessment has been violated.

The associations/regulatory bodies reserve the right to delete from scoring any test item which is found to have been exposed to one or more applicants before the exam.

While the examinations are conducted electronically, please be aware that the Examination Misconduct Policy (for Engineers and Geoscientists BC candidates) or equivalent misconduct policies set by participating regulators are still applicable and enforced. Please take the time to review the attached policy prior to your exam.

Before your scheduled exam begins, you will be required to acknowledge your understanding of the exam rules – a sample of the Exam Rules and Statement of Understanding can be found in the [Appendix](#) section.

Be aware that sharing of confidential exam content is strictly prohibited, including your exam solutions and rough work. Sharing, or attempting to share, exam content may impact your application for registration. Please store your exam solutions in a secure and confidential place for your records until you have received your exam results.

4.0 ON THE DAY OF THE EXAM

4.1 CONNECTING TO EPROCTOR CANADA

Details regarding the exact exam date and time are listed in eProctor’s confirmation email. Please ensure you account for any time zone differences when confirming your exam time.

STEPS TO COMPLETE ON YOUR EXAM DAY

1. Clear Your Testing Environment

Please ensure that only permitted materials are on your desk.

2. Re-Download the eProctor Application and Login

30 to 40 minutes before your exam time, you should re-download the eProctor application.

Once the download is complete, enter your eProctor login credentials and select the exam by clicking on the exam title. This will notify the Proctor you are ready to begin.

3. Connect with Live Proctor

Candidates will see a loading screen (green circles) until the proctor has a chance to do the check-in. At which point, they will review our exam rules and ensure there are no unpermitted materials in your testing environment

4. Access your Exam on Assessbank

Once candidates are checked-in, the exam link will be sent to you through eProctor Canada where you can login with your AssessBank credentials and launch your test.

IMPORTANT NOTE: To avoid issues with accessing the exam, please do not login to the AssessBank platform at least one hour before your scheduled exam time. As noted above, you will be asked to login to the exam platform through the eProctor Canada application. However, when there has been another session recently open in a browser, this may cause a technical issue resulting in delays.

Candidates are typically given a 15-minute grace period to join their exam. After exceeding the grace period, candidates will only have the remainder of the time from the scheduled start and will not be given the full duration to complete the exam. For example, if a candidate is one-hour late for a three-hour exam, the proctor will end the session after two hours.

4.2 WHAT TO EXPECT ONCE YOU HAVE CONNECTED WITH A LIVE PROCTOR:

The proctor will:

- Confirm your identity with a government-issued ID (e.g., passport, driver's licence). This must be an ID in the original form (i.e., no virtual/digital IDs).
- Complete a workstation sweep (please ensure your desk area is clean and clear except for allowed peripherals for your exam).
- Ensure your camera angle captures your face and your physical workspace.
- If you required technical assistance at any time throughout your exam, the eProctor Canada support team and proctors are available via phone or live chat in the eProctor Canada application.

UPLOADING CALCULATIONS/PAPER SOLUTIONS

Most exam(s) require the submission of paper solutions/calculations. Uploading of written solutions and calculations must only be completed AFTER you have completed your questions. Candidates have up to 30 minutes from the end of the exam to upload their written work to AssessBank. Please note that all uploads are timestamped.

All candidates must read the Written Solutions Policy before their examination day.

This document is a policy and guide that contains important instructions on how to upload your written solutions at the end of your examination. You are expected to follow the rules and requirements highlighted in the Written Solutions Policy on your examination day.

Note that the Written Solutions Policy is subject to change. Any updates to the process are communicated in the Written Solutions Policy document before the examination session starts. It is recommended that candidates revisit this document before their examination day to ensure that there are no changes to the process or policy.

5.0 FREQUENTLY ASKED QUESTIONS

1. Will I be allowed bathroom breaks?

If you need to take a bathroom break, please notify your proctor. The eProctor Canada software allows you to live chat or request assistance. The proctor will note down when and how long you were away from your desk. You do not have to wait for the proctor to approve your washroom break. Please note that the timer on the exam will not pause for bathroom breaks and cannot be added back to the exam.

2. I cannot connect to the proctor because the software check indicates I do not meet the system requirements – what should I do?

All candidates are strongly recommended to ensure they have a computer and internet connection that meets the minimum system requirements. If you encounter issues with connecting, please first contact eProctor Canada for assistance (<https://www.eproctorcanada.com/contact-us>).

You can also contact your association/body for further assistance:

Partnering Body	Email
Engineers and Geoscientists BC	exams@egbc.ca
APEGA (Association of Professional Engineers and Geoscientists Alberta)	technicalexams@apega.ca
APEGS (Association of Professional Engineers and Geoscientists Saskatchewan)	apegs@apegs.ca

PEO (Professional Engineers Ontario)	exams@peo.on.ca
PGO (Professional Geoscientists Ontario)	examinations@pgo.ca
APEGNB (Association of Professional Engineers and Geoscientists New Brunswick)	registration@apegnb.com
APENS (Association of Professional Engineers of Nova Scotia)	registration@engineersnovascotia.ca
EPEI (Engineers PEI)	info@EngineersPEI.com
PEGNL (Professional Engineers and Geoscientists of Newfoundland & Labrador)	pegnl@pegnl.ca

3. I was disconnected with the live proctor during my exam. What should I do?

Exam candidate MUST immediately attempt to reconnect through the eProctor application. If the reconnection fails, please contact eProctor Canada for assistance.

eProctor's support team can be reached at: <https://www.eproctorcanada.com/contact-us/>.

Please note that candidates cannot continue with the exam without virtual proctoring. If a candidate is found to have continued with the examination without a proctor this will be considered an academic misconduct.

All answers on the test platform are saved continuously so you will be able to resume exam work where you left off.

4. I lost exam time due to a disconnection during my proctoring session. Will I receive additional time once I resume my examination?

If a candidate gets disconnected from the exam at no fault of their own, they should notify the proctor immediately so that the disconnection can be documented. If technical issues cannot be resolved online, the proctor may contact the candidate via email or phone. Use of phone/email is allowed as an exception in these instances.

If the disconnection occurs due to candidate's internet instability no additional time will be added once the exam resumes. Every abnormal activity is recorded, and technical issues are investigated in consultation with eProctor Canada and AssessBank. Please note that it is the responsibility of every candidate to ensure a stable network connection.

5. How can I confirm that the uploaded paper solutions/calculations have been successfully received?

All candidates are encouraged to download a copy of the uploaded documents immediately after they have been successfully uploaded. If the folder contains the uploaded documents and the trial download of the document(s) is successful, candidates can be assured that the uploaded materials have been received.

If you notice that it takes longer than 15 minutes to upload a file to AssessBank, please cancel the upload and try uploading the same file again. If you still experience the same issue, you can email your scanned rough work to exams@egbc.ca to upload on your behalf. Note that you should only be sending your rough work to the exams email address if you are experiencing technical issues with the AssessBank platform. A time stamp will be applied to the time that we receive your rough work via email. The same one-hour time limit to upload will apply and should be followed. Note that we will send a confirmation e-mail once the rough work is uploaded, but this may take 2-3 business days.

Please note that it is the candidate's responsibility to review paper solutions for readability and organization.

6. Should I be concerned about privacy issues when using eProctor Canada?

No, there are no privacy concerns when downloading or using eProctor Canada application. Unlike other invasive proctoring software, eProctor Canada does not have access to the candidate's files and cannot control a candidate's desktop. While the proctor will be able to view your screen activity during the examination, they will not be able to access or control any other part of the computer. This proctoring provider was selected specifically to ensure minimal invasion of privacy.

7. When can I expect to receive my examination results?

Examination marks will be released on the rolling basis. Candidates can expect to receive their results within approximately eight weeks after the examination date.

8. Can I request a review (re-read) of my exam results?

Candidates may request a re-read of exam results. In accordance to [PEO's Technical Exam Policy](#), candidates may request and submit payment (through their respective Association) a formal re-read request within 30 days of being notified their result. Note that the re-read result is final and would replace the initial result. Please be aware that re-read results may take up to 8 weeks to complete.

9. Can I get a copy of my submitted written responses?

Candidates are only provided with a grade. A copy of the submitted/marked written responses is not Provided and solutions are not available.

10. My computer does not have a built-in microphone. Can I use my headphones during the examination?

Headphones can be used during the check-in process while connecting to the proctor. However, prior to starting the examination you will be asked to remove your headphones. You may not use headphones during the examination itself.

11. Can I take the exam with a second computer monitor?

eProctor Canada software only functions with one monitor and you will not be able to take the examination using multiple monitor screens. If you want to use a larger monitor for the exam the display settings must be set as “Duplicate” and not “Extended”. An attempt to use additional monitors without consent from your Association may result in immediate termination from the exam and/or may result in disciplinary action.

12. Am I allowed to have food and drinks during my examination?

Yes, candidates are allowed to have food and drinks during their examination. We ask that your drink be in a clear glass or water bottle, and it should be noted that proctors may ask to examine food or drink containers/wrappers for the examination.

13. I have checked in with eProctor Canada but I do not have access to my exam/am assigned the incorrect exam.

Please notify your proctor immediately. The proctor will contact Association staff to confirm registration of the appropriate exam(s). The proctor will not be able to change your exam without confirmation from the Association.

If it is determined that you are not eligible to take the exam (e.g., booked with eProctor but did not register with your Association), you will be responsible for costs incurred. By booking for a spot with eProctor Canada, a live proctor is assigned to you and the Association is required to cover the cost regardless of whether the candidate can take the exam or not.

14. How can I cancel or defer my exam sitting to a future session?

If you decide to cancel/defer your exam, please contact your Association and to also ensure that your eProctor Canada booking is cancelled to avoid any additional costs incurred.

15. I am late for my exam. Will I be able to have my time extended?

No, please note that you are expected to check-in early to start your exam on time. Candidates are given a 15-minute grace period after their scheduled start time. However, after exceeding the grace period, candidates will only have the remainder of the time from the scheduled start and will not be given the full duration to complete the exam. For example, if a candidate is 30 minutes late for a 3-hour exam, the proctor will end the session after 2 hours 30 minutes.

APPENDIX

EXAM RULES AND STATEMENT OF UNDERSTANDING

Prior to starting your exam on the platform, you will be required to acknowledge and accept the statement of understanding. The following is the statement of understanding that you will see at the start of every exam. Please ensure to review this information prior to your exam.

Please remember:

- Do not start your exam until you have connected successfully with your virtual proctor.
- Proceeding past this page without being connected to a virtual proctor may be deemed as misconduct.

READ THIS INFORMATION CAREFULLY BEFORE CONTINUING TO THE NEXT PAGE

1. The academic/technical examinations are highly confidential. The examination questions are the property of the Professional Engineers Ontario (PEO), Association of Professional Engineers and Geoscientists Alberta (APEGA) or Engineers and Geoscientists BC (EGBC). Unauthorized disclosure of the examination questions is prohibited under copyright laws. By digitally signing this candidate/applicant statement of understanding, you agree to maintain the confidentiality of the exam questions.

You must therefore:

- a. Keep the exam content confidential, even after the exam. This also includes not discussing the content with anyone who wrote the exam before you, with you or who has not written the exam yet.
 - b. Not use or be in possession of any electronic device (such as cell phones, cameras, pagers, iPods, etc.) in the exam room.
 - c. Realize that any recording or memorization of exam questions is strictly forbidden whether you intend to recreate parts of the exam for financial gain or not.
2. By registering to take an academic/technical exam, a candidate agrees to abide by all regulations, as well as oral and written instructions controlling the conduct of the examination. These regulations are intended to preserve the integrity of the examination process by providing standard test administration conditions that yield valid and reliable results.
 3. Candidates are recorded and may be observed at all times while they are taking the exam. This observation will include direct observation by proctors. Proctors may not necessarily inform you of their observations, but they are required to report behaviour that may violate the terms and regulations of the academic/technical exams or other forms of irregular behaviour.
 4. Candidates consent to the video and audio recording of their exam session ("Recording"). Candidates agree that

- a. the Recording of their exam session can be used and admitted as evidence in all cases where breaches of these examination rules are identified, including in disciplinary and other similar regulatory proceedings established to address allegations of breaches of the rules of the examination, without further proof of authenticity, reliability or accuracy; and
 - b. the Recording accurately represents their examination session and the events portrayed therein.
5. Any cheating and/or breach of confidentiality/security or any attempt to subvert the examination process by any candidate violates the purpose and principles of the examination. Any candidate who carries out, takes part in or who witnesses such behaviour must report it to the proctor and/or their respective association/regulatory body as soon as possible.
6. All partnering associations/regulatory bodies strive to report results that accurately reflect the skill and performance of each candidate and represent a valid measure of their knowledge or competence as sampled by the examination. Accordingly, our standards and procedures for administering examinations have two related goals: giving candidates comparable opportunities to demonstrate their abilities and preventing any of them from gaining an unfair advantage over others. To promote these objectives, partnering associations reserve the right to cancel or withhold any examination results when, in the sole opinion of the partnering associations, a testing irregularity occurred; cheating has occurred; there is an apparent discrepancy in, or falsification of, a candidate's identification; a candidate engages in misconduct such as accessing unauthorized websites or materials or plagiarism; when aberrations in performance are detected for which there is no reasonable and satisfactory explanation; or the results are believed to be invalid for any other reason. Conduct occurring before, during or after testing that violates these principles may result in invalidation of examination results and/or other penalties such as disciplinary action against the applicant by the partnering association/regulatory body.
7. It is your obligation as an aspiring professional member/registrant to report any test security issues (e.g., answer copying, circulation of any copyright material such as exam content, etc.) that you become aware of that occurred before, during, or after the exam administration. These incidents can be reported anonymously to the exam security tip email: exams@egbc.ca.
8. In order to continue to take the exam you must verify that you have read, understand, and agree to abide by this statement.

By clicking "Submit" and proceeding to the next page, I hereby acknowledge that I have read, understand and agree to the Exam Rules and Statement of Understanding.

Note: During your exam session you will see a "Submit" button that you can click to proceed.